


CAB 3[®] marking system for cables and Viking 3 terminal blocks



Perfect alignment of markers



0382 12



Terminal blocks with CAB 3 markers and label holders

Technical information (p. 156)

Pa	ck ⁽¹⁾	Ca	t. Nos.		Markers for cables 0.15 to 0.5 ² and 0.5 to 1.5 mm ² cross section and terminal blocks
			0.15 to 0.5 ²	0.5 to 1.5 ²	
			Digits : (international colour code)		
1 000	1 200	0381 00	0382 10	0	Black
1 000	1 200	0381 01	0382 11	1	Brown
1 000	1 200	0381 02	0382 12	2	Red
1 000	1 200	0381 03	0382 13	3	Orange
1 000	1 200	0381 04	0382 14	4	Yellow
1 000	1 200	0381 05	0382 15	5	Green
1 000	1 200	0381 06	0382 16	6	Blue
1 000	1 200	0381 07	0382 17	7	Purple
1 000	1 200	0381 08	0382 18	8	Grey
1 000	1 200	0381 09	0382 19	9	White
			Letters : (black on yellow background)		
300		0381 10	0383 00	A	
300		0381 11	0383 01	B	
300		0381 12	0383 02	C	
300		0381 13	0383 03	D	
300		0381 14	0383 04	E	
300		0381 15	0383 05	F	
300		0381 16	0383 06	G	
300		0381 17	0383 07	H	
300		0381 18	0383 08	I	
300		0381 19	0383 09	J	
300		0381 20	0383 10	K	
300		0381 21	0383 11	L	
300		0381 22	0383 12	M	
300		0381 23	0383 13	N	
300		0381 24	0383 14	O	
300		0381 25	0383 15	P	
300		0381 26	0383 16	Q	
300		0381 27	0383 17	R	
300		0381 28	0383 18	S	
300		0381 29	0383 19	T	
300		0381 30	0383 20	U	
300		0381 31	0383 21	V	
300		0381 32	0383 22	W	
300		0381 33	0383 23	X	
300		0381 34	0383 24	Y	
300		0381 35	0383 25	Z	
			Conventional symbols : (black on yellow background)		
300		0381 40	0382 70	/	
300		0381 41	0382 71	•	
300		0381 42	0382 72	+	
300		0381 43	0382 73	-	
300		0381 44	0382 74	~	
300			0382 75	≡	
300			0382 76	⊕	

Pa	ck ⁽¹⁾	Ca	t. Nos.		Markers for cables 1.5 to 2.5 mm ² and 4 to 6 mm ² cross section
			1.5 to 2.5 ²	4 to 6 ²	
			Digits : (international colour code)		
1 200	8 000	0382 20	0382 30	0	Black
1 200	8 000	0382 21	0382 31	1	Brown
1 200	8 000	0382 22	0382 32	2	Red
1 200	8 000	0382 23	0382 33	3	Orange
1 200	8 000	0382 24	0382 34	4	Yellow
1 200	8 000	0382 25	0382 35	5	Green
1 200	8 000	0382 26	0382 36	6	Blue
1 200	8 000	0382 27	0382 37	7	Purple
1 200	8 000	0382 28	0382 38	8	Grey
1 200	8 000	0382 29	0382 39	9	White
			Letters : (black on yellow background)		
300		0383 30	0383 60	A	
300		0383 31	0383 61	B	
300		0383 32	0383 62	C	
300		0383 33	0383 63	D	
300		0383 34	0383 64	E	
300		0383 35	0383 65	F	
300		0383 36	0383 66	G	
300		0383 37	0383 67	H	
300		0383 38	0383 68	I	
300		0383 39	0383 69	J	
300		0383 40	0383 70	K	
300		0383 41	0383 71	L	
300		0383 42	0383 72	M	
300		0383 43	0383 73	N	
300		0383 44	0383 74	O	
300		0383 45	0383 75	P	
300		0383 46	0383 76	Q	
300		0383 47	0383 77	R	
300		0383 48	0383 78	S	
300		0383 49	0383 79	T	
300		0383 50	0383 80	U	
300		0383 51	0383 81	V	
300		0383 52	0383 82	W	
300		0383 53	0383 83	X	
300		0383 54	0383 84	Y	
300		0383 55	0383 85	Z	
			Conventional symbols : (black on yellow background)		
300		0382 80	0382 90	/	
300		0382 81	0382 91	•	
300		0382 82	0382 92	+	
300		0382 83	0382 93	-	
300		0382 84	0382 94	~	
300		0382 85	0382 95	≡	
300		0382 86	0382 96	⊕	

(1) Up to 0.5 mm²: strips of 25 markers
From 0.5 mm² to 2.5 mm²: strips of 30 markers
Upper 2.5 mm²: strips of 20 markers

CAB 3[®] marking system accessories



Technical information (opposite)

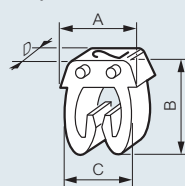
Pack	Cat. Nos.	CAB 3 accessories	
		Marker holders – for cable	
		For cables with cross section from 10 mm ² to 70 mm ² Capacity : 8 digit, letter or symbol markers from 0-5 to 1-5 mm ² or 1-5 to 2-5 mm ² cross section Black	
100	0384 90	10 to 16 mm ² cable cross section	
50	0384 91	25 to 35 mm ² cable cross section	
	0384 92	50 to 70 mm ² cable cross section	
		Marker holders – for Viking 3 terminal blocks	
100	0383 92	Can be clipped onto Viking 3 terminal blocks Capacity : 7 markers from 0-15 to 0-5 mm ² 6 markers from 0-5 to 1-5 mm ²	
		Transparent applicators	
		For rapid selection and application of markers onto cable	
		For markers cross section (mm ²)	Applicator colour for identification of cross section
10	0383 94	0-15 to 0-5	Green
10	0383 95	0-5 to 1-5	Red
10	0383 96	1-5 to 2-5	Blue
10	0383 97	4 to 6	Yellow
		Set of mixed markers	
1	0382 01	0-15 to 0-5 mm ² : 2 500 markers + 10 applicators (250 digits from 0 to 9)	
1	0382 02	0-5 to 1-5 mm ² : 3 000 markers + 10 applicators (300 digits from 0 to 9)	
1	0382 03	1-5 to 2-5 mm ² : 3 000 markers + 10 applicators (300 digits from 0 to 9)	
1	0382 04	4 to 6 mm ² : 2 000 markers + 10 applicators (200 digits from 0 to 9)	
		On-site toolbox	
1	0382 00	With removable tray for CAB 3 markers and applicators, Starfix ferrules etc. Height 85 mm, depth 280 mm, width 450 mm Metal, padlockable Supplied empty	

CAB 3[®] marking system for cables and Viking 3 terminal blocks

■ Dimensions

Markers

Polyamide 6/6



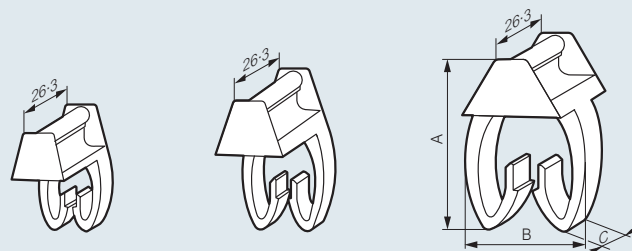
Dimensions	Cable cross section (mm ²)			
	0-15 to 0-5	0-5 to 1-5	1-5 to 2-5	4 to 6
A (mm)	5	5	5-6-8	
B (mm)	5-05-6	-4-7	-6-9	-6
C (mm)	3-7-4	-3-4	-9-7	-1
D (mm)	2-3-3		3	3
Ø min./max. (mm)	0-8/2-2-2	-2/3-2	-8/3-8-4	-3/5-3

Marker holders – for cable

Cat. No. 0384 90

Cat. No. 0384 91

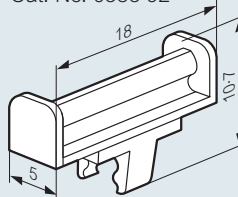
Cat. No. 0384 92



Dim.	Section of cable for marking (mm ²)		
	10 to 16	25 to 35	50 to 70
A (mm)	18	24-3-27	-2
B (mm)	8-9-12	-2-17	-2
C (mm)	7	7	10

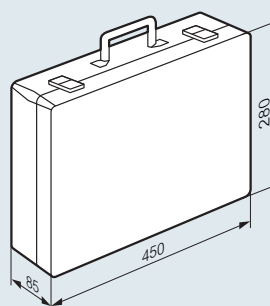
Marker holders – for Viking 3 terminal blocks

Cat. No. 0383 92



On-site toolbox

Cat. No. 0382 00



Bottom tray consists of :

- 8 medium slots (each slot takes 1 box of CAB 3)
- 1 large slot

Top tray consists of :


- 12 small slots (<=> approx. 6 boxes of CAB 3)
- 1 medium slot for applicators
- Capacity : approx. 15000 CAB 3 markers

■ Examples

CAB 3 fitted on to Viking 3 terminal blocks using marker holder (Cat. No. 0383 92)



Fitted directly on to heavy duty terminal blocks



Fitted on to cable with marker holder (Cat. No. 0384 92)

