

# Aluminum Diecast Watertight Hubs

Insulated and Gasketed

NEC/CEC — Suitable for hazardous locations:  
Class I, Division 2; Class II, Divisions 1 and 2;  
Class III, per NEC 501.10(B)(4), 502.10(A)(3),  
502.10(B)(4), 503.10(A)(1).

## Applications

- Used to connect rigid metal conduit or IMC to a threadless opening in an enclosure.
- May be used in wet or dry locations, indoors or outdoors.

## Features

- Rugged metallic construction ensures mechanical protection.
- Insulated throat, rated up to +105 °C (+221 °F), prevents wire abrasion.
- Integral O-ring provides watertight seal.
- HUBG provides lug for grounding conductor.
- Unique profile permits easy wrenching.
- Smooth, accurately tapped threads facilitate installation.
- Watertight and corrosion resistant.
- NEMA Types 2, 3, 3R, 4, 4X, 5, 12, 13

## Standard Materials

- Bodies and nuts: copperfree (4/10 of 1% max.) aluminum diecast
- O-ring: BUNA-N
- Insulator: polypropylene
- Ground screw: stainless steel

## NEC/CEC Certifications and Compliances

- UL Standard: 514B
- UL Listed: E-24264, E-11853
- CSA Standard: C22.2 No. 18.3
- CSA Certified: 065178
- NEMA: FB-1

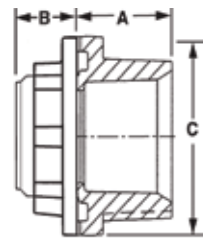


HUB

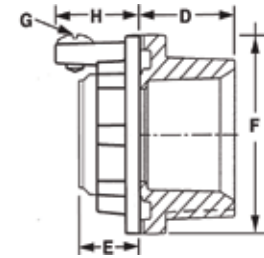


HUBG

## Illustrated Dimensions



HUB Series



HUBG Series

## Hub Spacing

Knockout Hole Size mm (in)	Trade Size (Inches)	Dimensions in Millimeters (Inches)										
		1/2"	3/4"	1"	1-1/4"	1-1/2"	2"	2-1/2"	3"	3-1/2"	4"	
22.4 (.88)	1/2	<b>39.6</b> <b>(1.56)</b>										
28.7 (1.13)	3/4	42.9 (1.69)	<b>46.0</b> <b>(1.81)</b>									
35.1 (1.38)	1	46.7 (1.84)	50.5 (1.99)	<b>54.1</b> <b>(2.13)</b>								
44.5 (1.75)	1-1/4	51.6 (2.03)	54.9 (2.16)	58.7 (2.31)	<b>63.5</b> <b>(2.50)</b>							
50.8 (2.0)	1-1/2	56.4 (2.22)	59.4 (2.34)	63.5 (2.50)	68.3 (2.69)	<b>73.2</b> <b>(2.88)</b>						
63.5 (2.5)	2	62.7 (2.47)	65.8 (2.59)	69.9 (2.75)	74.7 (2.94)	79.5 (3.13)	<b>85.9</b> <b>(3.38)</b>					
75.4 (2.97)	2-1/2	69.1 (2.7)	72.1 (2.8)	76.2 (3.00)	81.3 (3.20)	85.9 (3.38)	92.2 (3.63)	<b>98.0</b> <b>(3.86)</b>				
91.2 (3.59)	3	77.0 (3.03)	80.3 (3.16)	84.6 (3.33)	88.9 (3.50)	92.0 (3.61)	97.3 (3.83)	106.4 (4.19)	<b>114.3</b> <b>(4.50)</b>			
104.9 (4.13)	3-1/2	84.8 (3.34)	88.1 (3.47)	92.2 (3.63)	98.3 (3.87)	101.6 (4.00)	108.0 (4.25)	114.3 (4.50)	122.2 (4.81)	<b>130.3</b> <b>(5.13)</b>		
117.9 (4.64)	4	91.2 (3.59)	94.5 (3.72)	98.0 (3.86)	103.4 (4.07)	108.0 (4.25)	114.3 (4.50)	120.7 (4.75)	128.8 (5.07)	136.1 (5.36)	<b>146.1</b> <b>(5.75)</b>	

Dimensions in **bold** are for centers of conduits of same size, all other dimensions are for centers of conduits of a different size.

# Aluminum Diecast Watertight Hubs

Insulated and Gasketed

NEC/CEC — Suitable for hazardous locations:  
Class I, Division 2; Class II, Divisions 1 and 2;  
Class III, per NEC 501.10(B)(4), 502.10(A)(3),  
502.10(B)(4), 503.10(A)(1).

## Aluminum Diecast Hubs — Insulated

Trade Size (Inches)	Dimensions in Millimeters (Inches)		Dimensions in Millimeters (Inches)			Catalog Number
	Hole Diameter Min. — Max	Panel Thickness Min. — Max	A	B	C	
1/2	21.8 — 23.1 (0.86 — 0.91)	0.8 — 6.4 (0.03 — 0.25)	21.1 (0.83)	14.5 (0.57)	36.6 (1.44)	HUB-50A
3/4	27.4 — 28.9 (1.08 — 1.14)	0.8 — 6.4 (0.03 — 0.25)	22.9 (0.90)	15.0 (0.59)	42.4 (1.67)	HUB-75A
1	33.8 — 35.8 (1.33 — 1.41)	0.8 — 6.4 (0.03 — 0.25)	26.9 (1.06)	17.0 (0.67)	50.5 (1.99)	HUB-100A
1-1/4	42.4 — 44.9 (1.67 — 1.77)	0.8 — 6.4 (0.03 — 0.25)	25.9 (1.02)	17.5 (0.69)	59.9 (2.36)	HUB-125A
1-1/2	48.8 — 51.3 (1.92 — 2.02)	1.5 — 6.4 (0.06 — 0.25)	25.9 (1.02)	17.5 (0.69)	69.6 (2.74)	HUB-150A
2	59.9 — 63.5 (2.36 — 2.50)	1.5 — 6.4 (0.06 — 0.25)	27.4 (1.08)	16.8 (0.66)	82.0 (3.23)	HUB-200A
2-1/2	74.7 — 76.2 (2.94 — 3.00)	1.5 — 6.4 (0.06 — 0.25)	38.6 (1.52)	24.9 (0.98)	93.6 (3.69)	HUB-250A
3	90.4 — 92.2 (3.56 — 3.63)	1.5 — 6.4 (0.06 — 0.25)	38.6 (1.52)	24.9 (0.98)	110.8 (4.36)	HUB-300A
3-1/2	103.1 — 105.7 (4.06 — 4.16)	1.5 — 6.4 (0.06 — 0.25)	38.6 (1.52)	24.9 (0.98)	126.0 (4.96)	HUB-350A
4	115.8 — 118.6 (4.56 — 4.67)	1.5 — 6.4 (0.06 — 0.25)	38.6 (1.52)	24.9 (0.98)	138.5 (5.45)	HUB-400A

## Grounding Style Hubs — Insulated

Trade Size (Inches)	Dimensions in Millimeters (Inches)		Dimensions in Millimeters (Inches)					Catalog Number
	Hole Diameter Min. — Max	Panel Thickness Min. — Max	D	E	F	G	H	
1/2	21.8 — 23.1 (0.86 — 0.91)	0.8 — 6.4 (0.03 — 0.25)	21.1 (0.83)	14.5 (0.57)	36.6 (1.44)	10-32x0.3	15.0 (0.59)	HUBG-50A
3/4	27.4 — 28.9 (1.08 — 1.14)	0.8 — 6.4 (0.03 — 0.25)	22.9 (0.90)	15.0 (0.59)	42.4 (1.67)	10-32x0.3	15.0 (0.59)	HUBG-75A
1	33.8 — 35.8 (1.33 — 1.41)	0.8 — 6.4 (0.03 — 0.25)	26.9 (1.06)	17.0 (0.67)	50.5 (1.99)	10-32x0.3	16.0 (0.63)	HUBG-100A
1-1/4	42.4 — 44.9 (1.67 — 1.77)	0.8 — 6.4 (0.03 — 0.25)	25.9 (1.02)	17.5 (0.69)	59.9 (2.36)	1/4-20x0.333	17.5 (0.69)	HUBG-125A
1-1/2	48.8 — 51.3 (1.92 — 2.02)	1.5 — 6.4 (0.06 — 0.25)	25.9 (1.02)	17.5 (0.69)	69.6 (2.74)	1/4-20x0.333	20.6 (0.81)	HUBG-150A
2	59.9 — 63.5 (2.36 — 2.50)	1.5 — 6.4 (0.06 — 0.25)	27.4 (1.08)	16.8 (0.66)	82.0 (3.23)	1/4-20x0.333	20.6 (0.81)	HUBG-200A
2-1/2	74.68 — 76.2 (2.94 — 3.00)	1.5 — 6.4 (0.06 — 0.25)	38.6 (1.52)	24.9 (0.98)	93.6 (3.69)	1/4-20x0.333	30.8 (1.21)	HUBG-250A
3	90.42 — 92.2 (3.56 — 3.63)	1.5 — 6.4 (0.06 — 0.25)	38.6 (1.52)	24.9 (0.98)	110.8 (4.36)	1/4-20x0.333	30.8 (1.21)	HUBG-300A
3-1/2	103.12 — 105.66 (4.06 — 4.16)	1.5 — 6.4 (0.06 — 0.25)	38.6 (1.52)	24.9 (0.98)	126.0 (4.96)	1/4-20x0.333	31.0 (1.22)	HUBG-350A
4	115.82 — 118.62 (4.56 — 4.67)	1.5 — 6.4 (0.06 — 0.25)	38.6 (1.52)	24.9 (0.98)	138.5 (5.45)	1/4-20x0.333	31.0 (1.22)	HUBG-400A

# Aluminum Diecast Watertight Hubs

Insulated and Gasketed

NEC/CEC — Suitable for hazardous locations:  
Class I, Division 2; Class II, Divisions 1 and 2;  
Class III, per NEC 501.10(B)(4), 502.10(A)(3),  
502.10(B)(4), 503.10(A)(1).

## Applications

- Used to connect rigid metal conduit or IMC to a threadless opening in an enclosure.
- May be used in wet or dry locations, indoors or outdoors.

## Features

- Rugged metallic construction ensures mechanical protection.
- Insulated throat, rated up to +105 °C (+221 °F), prevents wire abrasion.
- Integral O-ring provides watertight seal.
- HUBG provides lug for grounding conductor.
- Unique profile permits easy wrenching.
- Smooth, accurately tapped threads facilitate installation.
- Watertight and corrosion resistant.
- NEMA Types 2, 3, 3R, 4, 4X, 5, 12, 13

## Standard Materials

- Bodies and nuts: copperfree (4/10 of 1% max.) aluminum diecast
- O-ring: BUNA-N
- Insulator: polypropylene
- Ground screw: stainless steel

## NEC/CEC Certifications and Compliances

- UL Standard: 514B
- UL Listed: E-24264, E-11853
- CSA Standard: C22.2 No. 18.3
- CSA Certified: 065178
- NEMA: FB-1

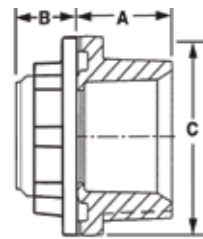


HUB

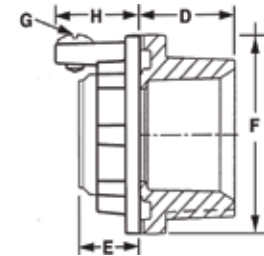


HUBG

## Illustrated Dimensions



HUB Series



HUBG Series

## Hub Spacing

Knockout Hole Size mm (in)	Trade Size (Inches)	Dimensions in Millimeters (Inches)										
		1/2"	3/4"	1"	1-1/4"	1-1/2"	2"	2-1/2"	3"	3-1/2"	4"	
22.4 (.88)	1/2	<b>39.6</b> <b>(1.56)</b>										
28.7 (1.13)	3/4	42.9 (1.69)	<b>46.0</b> <b>(1.81)</b>									
35.1 (1.38)	1	46.7 (1.84)	50.5 (1.99)	<b>54.1</b> <b>(2.13)</b>								
44.5 (1.75)	1-1/4	51.6 (2.03)	54.9 (2.16)	58.7 (2.31)	<b>63.5</b> <b>(2.50)</b>							
50.8 (2.0)	1-1/2	56.4 (2.22)	59.4 (2.34)	63.5 (2.50)	68.3 (2.69)	<b>73.2</b> <b>(2.88)</b>						
63.5 (2.5)	2	62.7 (2.47)	65.8 (2.59)	69.9 (2.75)	74.7 (2.94)	79.5 (3.13)	<b>85.9</b> <b>(3.38)</b>					
75.4 (2.97)	2-1/2	69.1 (2.7)	72.1 (2.8)	76.2 (3.00)	81.3 (3.20)	85.9 (3.38)	92.2 (3.63)	<b>98.0</b> <b>(3.86)</b>				
91.2 (3.59)	3	77.0 (3.03)	80.3 (3.16)	84.6 (3.33)	88.9 (3.50)	92.0 (3.61)	97.3 (3.83)	106.4 (4.19)	<b>114.3</b> <b>(4.50)</b>			
104.9 (4.13)	3-1/2	84.8 (3.34)	88.1 (3.47)	92.2 (3.63)	98.3 (3.87)	101.6 (4.00)	108.0 (4.25)	114.3 (4.50)	122.2 (4.81)	<b>130.3</b> <b>(5.13)</b>		
117.9 (4.64)	4	91.2 (3.59)	94.5 (3.72)	98.0 (3.86)	103.4 (4.07)	108.0 (4.25)	114.3 (4.50)	120.7 (4.75)	128.8 (5.07)	136.1 (5.36)	<b>146.1</b> <b>(5.75)</b>	

Dimensions in **bold** are for centers of conduits of same size, all other dimensions are for centers of conduits of a different size.

# Aluminum Diecast Watertight Hubs

Insulated and Gasketed

NEC/CEC — Suitable for hazardous locations:  
Class I, Division 2; Class II, Divisions 1 and 2;  
Class III, per NEC 501.10(B)(4), 502.10(A)(3),  
502.10(B)(4), 503.10(A)(1).

## Aluminum Diecast Hubs — Insulated

Trade Size (Inches)	Dimensions in Millimeters (Inches)		Dimensions in Millimeters (Inches)			Catalog Number
	Hole Diameter Min. — Max	Panel Thickness Min. — Max	A	B	C	
1/2	21.8 — 23.1 (0.86 — 0.91)	0.8 — 6.4 (0.03 — 0.25)	21.1 (0.83)	14.5 (0.57)	36.6 (1.44)	HUB-50A
3/4	27.4 — 28.9 (1.08 — 1.14)	0.8 — 6.4 (0.03 — 0.25)	22.9 (0.90)	15.0 (0.59)	42.4 (1.67)	HUB-75A
1	33.8 — 35.8 (1.33 — 1.41)	0.8 — 6.4 (0.03 — 0.25)	26.9 (1.06)	17.0 (0.67)	50.5 (1.99)	HUB-100A
1-1/4	42.4 — 44.9 (1.67 — 1.77)	0.8 — 6.4 (0.03 — 0.25)	25.9 (1.02)	17.5 (0.69)	59.9 (2.36)	HUB-125A
1-1/2	48.8 — 51.3 (1.92 — 2.02)	1.5 — 6.4 (0.06 — 0.25)	25.9 (1.02)	17.5 (0.69)	69.6 (2.74)	HUB-150A
2	59.9 — 63.5 (2.36 — 2.50)	1.5 — 6.4 (0.06 — 0.25)	27.4 (1.08)	16.8 (0.66)	82.0 (3.23)	HUB-200A
2-1/2	74.7 — 76.2 (2.94 — 3.00)	1.5 — 6.4 (0.06 — 0.25)	38.6 (1.52)	24.9 (0.98)	93.6 (3.69)	HUB-250A
3	90.4 — 92.2 (3.56 — 3.63)	1.5 — 6.4 (0.06 — 0.25)	38.6 (1.52)	24.9 (0.98)	110.8 (4.36)	HUB-300A
3-1/2	103.1 — 105.7 (4.06 — 4.16)	1.5 — 6.4 (0.06 — 0.25)	38.6 (1.52)	24.9 (0.98)	126.0 (4.96)	HUB-350A
4	115.8 — 118.6 (4.56 — 4.67)	1.5 — 6.4 (0.06 — 0.25)	38.6 (1.52)	24.9 (0.98)	138.5 (5.45)	HUB-400A

## Grounding Style Hubs — Insulated

Trade Size (Inches)	Dimensions in Millimeters (Inches)		Dimensions in Millimeters (Inches)					Catalog Number
	Hole Diameter Min. — Max	Panel Thickness Min. — Max	D	E	F	G	H	
1/2	21.8 — 23.1 (0.86 — 0.91)	0.8 — 6.4 (0.03 — 0.25)	21.1 (0.83)	14.5 (0.57)	36.6 (1.44)	10-32x0.3	15.0 (0.59)	HUBG-50A
3/4	27.4 — 28.9 (1.08 — 1.14)	0.8 — 6.4 (0.03 — 0.25)	22.9 (0.90)	15.0 (0.59)	42.4 (1.67)	10-32x0.3	15.0 (0.59)	HUBG-75A
1	33.8 — 35.8 (1.33 — 1.41)	0.8 — 6.4 (0.03 — 0.25)	26.9 (1.06)	17.0 (0.67)	50.5 (1.99)	10-32x0.3	16.0 (0.63)	HUBG-100A
1-1/4	42.4 — 44.9 (1.67 — 1.77)	0.8 — 6.4 (0.03 — 0.25)	25.9 (1.02)	17.5 (0.69)	59.9 (2.36)	1/4-20x0.333	17.5 (0.69)	HUBG-125A
1-1/2	48.8 — 51.3 (1.92 — 2.02)	1.5 — 6.4 (0.06 — 0.25)	25.9 (1.02)	17.5 (0.69)	69.6 (2.74)	1/4-20x0.333	20.6 (0.81)	HUBG-150A
2	59.9 — 63.5 (2.36 — 2.50)	1.5 — 6.4 (0.06 — 0.25)	27.4 (1.08)	16.8 (0.66)	82.0 (3.23)	1/4-20x0.333	20.6 (0.81)	HUBG-200A
2-1/2	74.68 — 76.2 (2.94 — 3.00)	1.5 — 6.4 (0.06 — 0.25)	38.6 (1.52)	24.9 (0.98)	93.6 (3.69)	1/4-20x0.333	30.8 (1.21)	HUBG-250A
3	90.42 — 92.2 (3.56 — 3.63)	1.5 — 6.4 (0.06 — 0.25)	38.6 (1.52)	24.9 (0.98)	110.8 (4.36)	1/4-20x0.333	30.8 (1.21)	HUBG-300A
3-1/2	103.12 — 105.66 (4.06 — 4.16)	1.5 — 6.4 (0.06 — 0.25)	38.6 (1.52)	24.9 (0.98)	126.0 (4.96)	1/4-20x0.333	31.0 (1.22)	HUBG-350A
4	115.82 — 118.62 (4.56 — 4.67)	1.5 — 6.4 (0.06 — 0.25)	38.6 (1.52)	24.9 (0.98)	138.5 (5.45)	1/4-20x0.333	31.0 (1.22)	HUBG-400A