

TERMINATOR™ Cable Fittings

for Metal Clad Cable and Tray Cable♦

TMC/TMCX Series

Cl. I, Div. 1†, Groups A*,B,C,D
 Cl. II, Div. 1†, Groups F,G
 Cl. III♦, Div. 1† & 2
 Wet Locations

Application:

Terminator cable fittings are designed for use with the following cables:

- Type MC – corrugated aluminum, interlocked aluminum and interlocked steel
- Type TC Tray Cable♦

Terminator cable fittings are installed:

- to provide a means for terminating type MC and TC cable at junction boxes, control centers, panelboards and enclosures for motor control and electrical distribution equipment
- to form a mechanical watertight connection
- to provide ground continuity of cable armor
- indoors and outdoors in wet and dry locations
- in vertical and horizontal cable runs
- in non-hazardous and hazardous (classified) locations. Both TMC and TMCX series can be used in Class I and Class II, Division 2 locations. TMCX series may be used in Division 1 locations and when a seal is required.

Features:

- Ten fittings cover cable O.D. range of .440" to 4.020", in 1/2" to 4" NPT sizes.
- Quick and easy to install. No disassembly is required for TMC installation.
- Unique stainless steel grounding/retaining spring with copper plate finish provides positive ground continuity and superior pull-out resistance exceeding that required by UL/CSA.
- Neoprene bushing provides a watertight seal.
- Lightweight, corrosion-resistant/copper-free aluminum construction provides long, maintenance-free service life in industrial environments
- Optional all brass construction available.
- Hex design for easy wrenching.
- Compact size for close nesting of cables.
- TMCX fittings are furnished complete with epoxy sealing compound.‡
- TMCX fittings with sealing chamber have a red colored gland nut for easy identification.
- Hazardous location TMCX Terminators are reusable. An integral union feature simplifies installation on new construction and allows installed TMCX Terminator cable fittings to be disassembled and reused when performing repairs or replacement of equipment.
- Optional Cold-Shrink® Kit for extra corrosion protection against corrosive elements like salt water.

Standard Materials:

- Body, intermediate body, gland nut, and armor stop insert – copper-free aluminum
- Bushing – neoprene
- Grounding/retaining spring – stainless steel
- Slip washer and armor stop reducer – nylon
- Cold Shrink Kit — EPDM Rubber

Standard Finishes:

- Copper-free aluminum – natural
- Neoprene – natural
- Stainless steel – copper flash
- Nylon – natural

Options:

- All brass construction add suffix -BR to catalog number.
- All brass construction with nickel plate finish on entry threads add suffix -BR-NP to catalog number.


Certifications and Complies:

- NEC: Class I, Groups A*,B,C,D
 Class II, Groups F,G
 Class III, Div. 1 and 2 (except when used with Tray Cable)
 Article 334, 340, 501-4(b), 502-4(b), 503-3(a)
- NEMA: FB1-1989
- UL Standards: 514B, 886
- Fed. Spec.: W-F-406B

NPT Thread Size	Armor O.D. Range	Non-Hazardous Cat. #	Hazardous Cat. #*	Optional Cold Shrink® Kit Cat. #
1/2	.440 to .650	TMC165	TMCX165♦	TMC-K1
3/4	.600 to .850	TMC285	TMCX285♦	TMC-K2
1	.800 to 1.120	TMC3112	TMCX3112♦	TMC-K3
1 1/4	1.100 to 1.400	TMC4140	TMCX4140♦	TMC-K4
1 1/2	1.330 to 1.610	TMC5161	TMCX5161♦	TMC-K5
2	1.570 to 2.060	TMC6206	TMCX6206♦	TMC-K6
2 1/2	1.930 to 2.470	TMC7247	TMCX7247♦	TMC-K7
3	2.450 to 3.020	TMC8302	TMCX8302	TMC-K8
3 1/2	2.950 to 3.520	TMC9352	TMCX9352	TMC-K9
4	3.500 to 4.020	TMC10402	TMCX10402	TMC-K10



- CSA Standard C22.2 No. 18-M1987
 Class I, A,B,C,D SL
 Class II, E,F,G
 Class III, Enc. 4 locations



* Hazardous location fittings are supplied with sealing compound for one termination. Additional compound may be ordered separately. See following page.

† TMCX series is suitable for use in hazardous locations when installed in accordance with NEC articles 501-4(b), 501-5(e), 502-4(b), 502-5 and 503-3(a).

♦ TMCX catalog numbers listed are suitable for use with Type TC tray cable in hazardous locations when installed in accordance with NEC articles 501-5(e) and 502-5. TMCX series is not suitable for use in Class III locations when used with tray cable.

‡ In Canada order separately Cat. # TSC1 - 1 oz. TSC4 - 4 oz.

* Terminators ordered in all brass construction (suffix – BR) are *not* suitable for Class I, Group A hazardous area environments.

TMC-K Corrosion Protection Kits

TMC-K Corrosion Protection Kits are specially designed for Cooper Crouse-Hinds TMC and TMCX fittings to provide protection against corrosive elements like salt spray and moisture. The TMC-K kit is made of a Cold Shrink material that is quick and easy to install on the fitting. The Cold Shrink material is made of EPDM rubber that contains no chlorides or sulfurs.



The protection kit installs easily over the fitting *without* the use of a heat source to shrink the material tightly over the fitting. Just slide the kit over the fitting and pull out the inner core. The kit shrinks tightly over the fitting forming a watertight seal. The Cold Shrink material can be removed easily from the fitting by simply cutting it off.

See ordering information for complete offering of TMC-K Cold Shrink kits for corrosion protection.

Cold Shrink is a registered trademark of the 3M Company.

TERMINATOR™ Cable Fittings


for Metal Clad Cable and Tray Cable♦

TMC/TMCX Series


Accessories, Dimensions

Cl. I, Div. 1†, Groups A,B,C,D
 Cl. II, Div. 1†, Groups F,G
 Cl. III, Div. 1† & 2
 Wet Locations


Installing a TMCX Terminator



1. Prepare cable.




2. Install body into enclosure. Slide gland nut and intermediate body onto cable.




3. Mix sealing compound and pack conductors over armor.



4. Slide armor stop insert over conductor and sealing compound, then back against armor. Pack remaining sealing compound.



5. Insert cable assembly into body.



6. Thread intermediate body with gland nut onto body. Tighten intermediate body, then gland nut.



TSC Epoxy Sealing Compound

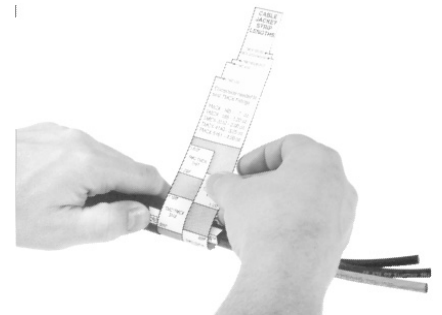
A two part epoxy sealing compound is used to seal TMCX cable fittings. It is quick and easy to measure, mix and install. The compound is kneaded until a uniform color is obtained. It is then packed around the conductors and cable armor to effectively seal the cable.

Each hazardous location fitting is supplied with enough sealing compound for one termination. Additional compound may be ordered separately in one and four ounce packages.

Std. Ctn.	Qty.	Tube Size	Cat. #**
	10	0.5 oz	TSC05
	10	1.0 oz	TSC1
	5	4.0 oz.	TSC4

Approximate Amount of Compound Required to Seal Fittings

NPT Size	Cat. #	Ounces Required
1/2	TMCX165	0.25
3/4	TMCX285	0.50
1	TMCX3112	0.70
1 1/4	TMCX4140	1.50
1 1/2	TMCX5161	1.85
2	TMCX6206	4.50
2 1/2	TMCX7247	8.65
3	TMCX8302	15.75
3 1/2	TMCX9352	25.55
4	TMCX10402	38.95



Cable Gauge and Sizer

TMC and TMCX cable fittings are supplied with a cable gauge and sizer. This installation tool is used:

- to measure the cable armor and select the proper cable fitting.
- to determine how much cable jacket should be removed to ensure proper installation, eliminating any guesswork.
- as a gauge of how much compound to pack around the cable in order to meet UL requirements and ensure a safe, proper installation for TMCX fittings.

† TMCX series is suitable for use in hazardous locations when installed in accordance with NEC articles 501-4(b), 501-5(e), 502-4(b), 502-5 and 503-3(a).

♦ TMCX catalog numbers listed are suitable for use with Type TC tray cable in hazardous locations when installed in accordance with NEC articles 501-5(e) and 502-5. TMCX series is not suitable for use in Class III locations when used with tray cable.

** Order quantity of one (1) TSC1 equals 10 1.0 oz. tubes; one (1) TSC4 equals 5 4.0 oz. tubes.

Dimensions

NPT Size	TMC Cat. #	A	TMCX Cat. #	A	TMC/TMCX		
					B	C	D
1/2	TMC165	2 3/8	TMCX165	2 5/8	3/4	1 1/8	2 5/32
3/4	TMC285	2 5/8	TMCX285	2 7/8	2 5/32	1 5/8	1
1	TMC3112	2 5/8	TMCX3112	3 1/8	3 1/8	1 5/16	2
1 1/4	TMC4140	2 3/4	TMCX4140	3 1/8	3 1/32	2 7/16	1 5/8
1 1/2	TMC5161	2 3/4	TMCX5161	3 3/8	3 1/32	2 3/4	1 29/32
2	TMC6206	4 1/2	TMCX6206	5 5/16	1	3 1/2	2 5/16
2 1/2	TMC7247	4 3/4	TMCX7247	6 1/16	1 7/16	4	2 23/32
3	TMC8302	4 7/8	TMCX8302	6 1/16	1 7/16	4 7/8	3 3/32
3 1/2	TMC9352	5 3/8	TMCX9352	7 3/4	1 5/8	5 3/8	3 29/32
4	TMC10402	5 1/2	TMCX10402	8 5/16	1 5/8	5 7/8	4 9/32

(Dimensions also apply to brass product, suffix — BR)

