

Data Sheet | Item Number: 2002-402

Jumper; 2-way; insulated; light gray

<https://www.wago.com/2002-402>



Color: ■ light gray

Electrical data

Ratings per IEC/EN		Ex information	
Nominal voltage (III/3)	800 V	Rated current (Ex e II)	20 A
Rated current	25 A		

Physical data

Width	8.6 mm / 0.339 inches
Height	4.1 mm / 0.161 inches
Depth	19 mm / 0.748 inches
Jumper assignment	1-2

Material data

Note (material data)	Information on material specifications can be found here
Color	light gray
Fire load	0.007 MJ
Weight	0.9 g

Commercial data

Product Group	22 (TOPJOB S)
eCl@ss 10.0	27-14-11-40
eCl@ss 9.0	27-14-11-40
ETIM 8.0	EC000489
ETIM 7.0	EC000489
PU (SPU)	25 pcs
Packaging type	Bag
Country of origin	DE
GTIN	4055143687171
Customs tariff number	85366990990

Environmental Product Compliance	
RoHS Compliance Status	Compliant, No Exemption

Approvals / Certificates

Declarations of conformity and manufacturer's declarations



Approval	Standard	Certificate Name
Railway WAGO GmbH & Co. KG	-	Railway Ready

Downloads

Environmental Product Compliance

Compliance Search	
Environmental Product Compliance 2002-402	↓

Documentation

Bid Text			
2002-402	19.02.2019	xml 2.51 KB	↓
2002-402	27.04.2017	doc 23.50 KB	↓



CAD/CAE-Data

CAD data	
2D/3D Models 2002-402	↓

CAE data	
EPLAN Data Portal 2002-402	↓
WSCAD Universe 2002-402	↓
ZUKEN Portal 2002-402	↓

Installation Notes


Commoning



Insert push-in type jumper bar and push down until it hits backstop.

Removing a push-in type jumper bar:
Insert the operating tool between the jumper and partition wall of the dual jumper slots, then lift up the jumper. Place the operating tool in the center of jumpers for up to five contacts (see above), or alternately on both sides for jumpers with more than five contacts.




Commoning



Custom jumpers are created by breaking and removing jumper contacts (2000, 2001, 2002, 2004 Series).

Marking with a felt-tip pen.

Commoning



Stepping down via push-in type jumper bar.

Stepping down via push-in type jumper bar:
Commoning via closed terminal side with end plate allows jumpering over two cross-section sizes, e.g., from 16 mm² (6 AWG) to 6 mm² (10 AWG) or from 6 mm² (10 AWG) to 2.5 mm² (14 AWG) (see illustration above).

Stepping down via push-in type jumper bar:
Commoning via open terminal side with end plate allows jumpering over two cross-section sizes for 16 mm² (6 AWG) and 10 mm² (8 AWG) and one cross-section size for 6/4/2.5 mm² (10/12/14 AWG). An example: from 16 mm² (6 AWG) to 6 mm² (10 AWG) (see illustration above) or from 10 mm² (8 AWG) to 4 mm² (12 AWG).

Note:
The total current of the outgoing circuits must not exceed the nominal current of the step-down jumper/push-in type jumper bar.