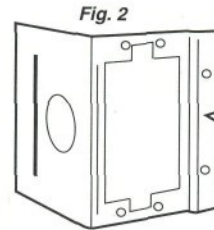
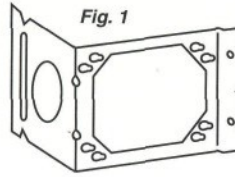


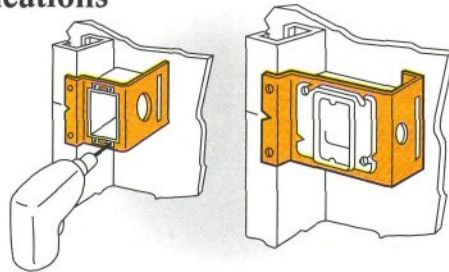
# Mounting Bracket For Any Electric Box

## Features

- Easily attaches 4" and 4<sup>1</sup>/<sub>16</sub>" outlet boxes to metal stud.
- Support leg eliminates movement of box in wall.
- Can be attached to metal or wood stud.
- Offset to eliminate dry wall bulges.
- Delivers compliance with:  
NEC Article 300-4(d) when used for 4" and 4<sup>1</sup>/<sub>16</sub>" outlet boxes to metal or wood studs.  
CEC Rule 12-3012 for 4" and 4<sup>1</sup>/<sub>16</sub>" outlet boxes to metal or wood studs.



## Applications



## Sizing Chart

UL & cUL Listed  
Positioning Only

CATALOG NUMBER	FIG. NO.	APPLICATION	BOX SIZE(S)	STUD DEPTH	QTY. PER BOX
H23	1	U.S.	4" sq. & 4 <sup>1</sup> / <sub>16</sub> "	2 <sup>1</sup> / <sub>2</sub> " & 3 <sup>1</sup> / <sub>2</sub> "	100
H23TC	1	Canada	4" sq. & 4 <sup>1</sup> / <sub>16</sub> "	2 <sup>1</sup> / <sub>2</sub> " & 3 <sup>1</sup> / <sub>2</sub> "	100
H4	1	U.S.	4" sq. & 4 <sup>1</sup> / <sub>16</sub> "	4"	50
H6	1	U.S.	4" sq. & 4 <sup>1</sup> / <sub>16</sub> "	6"	50
H46TC	1	Canada	4" sq. & 4 <sup>1</sup> / <sub>16</sub> "	4" & 6"	100
HS3	2	U.S. & Canada	Switch	2 <sup>1</sup> / <sub>2</sub> " & 3 <sup>1</sup> / <sub>2</sub> "	100

## Stud Wall

136

**CADDY**

Read safety instructions and instruction sheets contained in packages before using or applying fastener.