
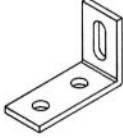
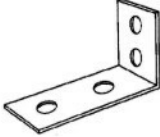
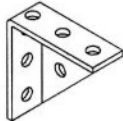
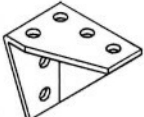
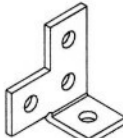
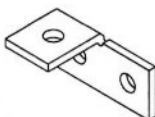
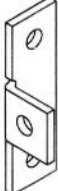

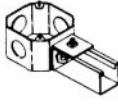
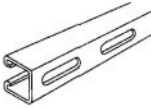




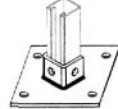



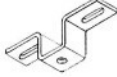







Angle Fittings									
Model No.		Catalog No.	Description	List Price	Price Qty	UPC # 782856-	Item Wt per 100	Box/Bundle Qty	Product Family Code
L18/19/20		L180000EG	3-HOLE CORNER ANGLE (2-1/4 X 3-1/2)	116.27	100	34536	58.0	25	NP
		L190000EG	3-HOLE CORNER ANGLE (1-7/8 X 3-7/8)	119.42	100	34537	58.0	25	NP
		L200000EG	3-HOLE CORNER ANGLE (1-5/8 X 4-1/8)	116.27	100	35067	58.0	25	NP
L21		L210000EG	1-SLOT 2-HOLE CORNER ANGLE	216.83	100	35317	66.0	25	NP
L22		L220000EG	4-HOLE CORNER ANGLE	145.81	100	34538	78.0	25	NP
L23		L23L0000EG	7-HOLE LEFT ANGLE	424.24	100	34539	120.0	20	NP
		L23R0000EG	7-HOLE RIGHT ANGLE	424.24	100	37797	120.0	20	NP
		L23U0000EG	7-HOLE UNIVERSAL ANGLE	476.40	100	35068	120.0	15	NP
	Universal Shown								
L24		L24L0000EG	6-HOLE LEFT CORNER ANGLE	1117.47	100	35634	230.0	20	NP
		L24R0000EG	6-HOLE RIGHT CORNER ANGLE	1117.47	100	37798	230.0	20	NP
	Right Hand Shown								
L25		L25L0000EG	4-HOLE OFFSET LEFT CORNER ANGLE	312.99	100	37799	80.0	25	NP
		L25R0000EG	4-HOLE OFFSET RIGHT CORNER ANGLE	312.99	100	37800	80.0	25	NP
	Right Hand Shown								
L26		L26L0000EG	3-HOLE OFFSET LEFT CORNER ANGLE	253.29	100	35418	58.0	25	NP
		L26R0000EG	3-HOLE OFFSET RIGHT CORNER ANGLE	253.29	100	35584	58.0	25	NP
	Right Hand Shown								
L27		L270000EG	4-HOLE OFFSET CORNER ANGLE	301.68	100	37801	80.0	25	NP

**TABLE OF CONTENTS**

	Page		Page
	PIPE SUPPORT EQUIPMENT SUPPORTS.....2		ELECTRICAL FITTINGS.....30
	CHANNELS.....4		FLAT FITTINGS.....31
	CHANNEL NUTS.....14		ANGLE FITTINGS.....34
	PIPE CLAMPS.....16		POST BASES.....39
	NUTS, BOLTS & HARDWARE.....21		ROLLERS.....40
	SLOTTED ANGLE.....22		U FITTINGS.....41
	BEAM CLAMPS..... 23		WING FITTINGS.....43
	BRACKETS.....26		Z FITTING.....45
	CONCRETE INSERTS.....29		

Finishes are designated with the last two places in the catalog number.  
Types of finishes are listed below.

- |  |                                   |
|--|-----------------------------------|
| <b>AL - Aluminum</b>                       | <b>PG - Pre-Galvanized</b>        |
| <b>CG - Chromate (California) Gold</b>     | <b>PL - Plain</b>                 |
| <b>CP - For Copper Tubing</b>              | <b>PS - Plastic</b>               |
| <b>EG - Electro Galvanized Zinc Plated</b> | <b>S4 - Stainless Steel (304)</b> |
| <b>GN - Green</b>                          | <b>S6 - Stainless Steel (316)</b> |
| <b>HD - Hot Dip Galvanized</b>             |                                   |