



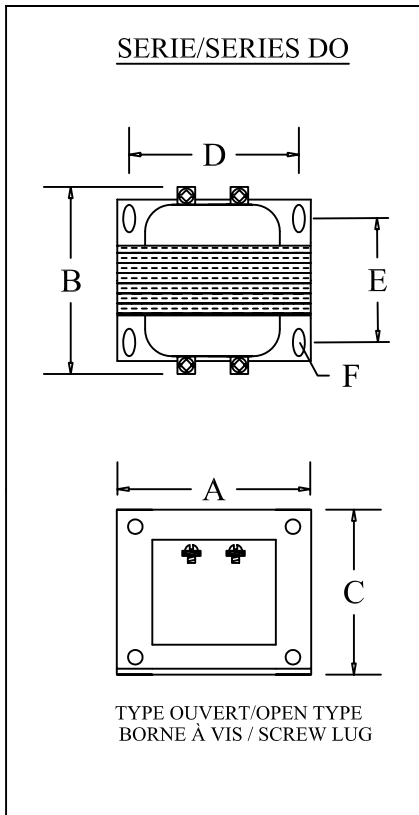
LR65566

SÉRIE DO SERIES

DE PIÈCE / PART # : DO _ _ _ _ YZ

E153598

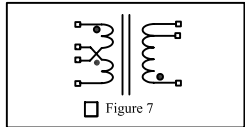
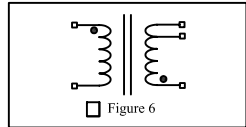
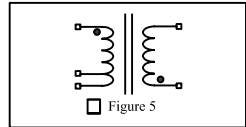
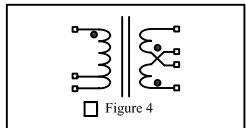
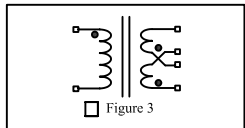
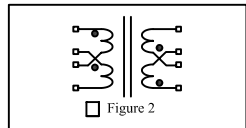
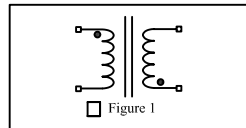
SPÉCIFICATIONS ÉLECTRIQUES / ELECTRICAL SPECIFICATIONS



* 25VA@1000VA	
** 1500VA@6000VA	
PHASE:	1
FREQ.:	50/60 Hz.
	***60 Hz.
CLASSE ISOL.	*B(130°C)
INSUL. CLASS	**H(180°C)
ELEV. TEMP.	* < 80°C
TEMP. RISE	** < 120°C
NIV. DE BRUIT	
SOUND LEVEL	< 40 dB.

TENSION / YZ / VOLTAGE

<input type="checkbox"/> A = 12	<input type="checkbox"/> J = 347
<input type="checkbox"/> B = 24	<input type="checkbox"/> K = 380
<input type="checkbox"/> C = 12/24	<input type="checkbox"/> L = 347/380
<input type="checkbox"/> D = 16/32	<input type="checkbox"/> M = 416
<input type="checkbox"/> E = 120	<input type="checkbox"/> N = 208/416
<input type="checkbox"/> F = 208	<input type="checkbox"/> O = 480***
<input type="checkbox"/> G = 240	<input type="checkbox"/> P = 240/480
<input type="checkbox"/> H = 120/240	<input type="checkbox"/> Q = 600***
<input type="checkbox"/> I = 277	<input type="checkbox"/> S = _____
<input type="checkbox"/> U = 480/600***	



SPÉCIFICATIONS MÉCANIQUES / MECHANICAL SPECIFICATIONS: (dimensions = pouces/inches).

VA	0025	0050	0100	0150	0200	0250	0350	0500	0750	1000	1500	2000	2500	3000	4000	5000	6000
A	3.00	3.00	3.75	3.75	3.75	4.50	4.50	5.25	5.25	5.25	7.50	7.50	9.00	9.00	9.00	9.00	9.00
B	3.07	3.30	3.75	4.22	4.80	4.50	5.35	5.25	6.45	6.80	6.00	7.00	7.25	7.25	8.25	9.25	10.3
C	2.58	2.58	3.20	3.20	3.20	3.83	3.83	4.44	4.44	4.44	6.38	6.38	7.75	7.75	7.75	7.75	7.75
D MTG	2.50	2.50	3.14	3.13	3.13	3.75	3.75	4.38	4.38	4.38	6.75	6.75	6.98	6.98	6.98	6.98	6.98
E MTG	2.25	2.25	1.90	2.48	3.12	2.73	3.73	3.10	4.10	5.10	3.50	4.50	4.76	4.76	5.76	6.76	7.76
F MTG	0.22*0.63		0.2*0.4	0.22*0.63			0.28*0.63			0.31*0.68		0.40*0.62					
LBS	1.60	2.30	3.70	4.40	5.80	7.40	11.8	12.9	18.4	24.2	27.7	40.4	59.8	59.8	78.4	94.3	113
KG	0.73	1.04	1.68	2.00	2.63	3.36	5.35	5.85	8.35	11.0	12.5	18.3	27.1	27.1	35.5	42.7	51.1

Toutes les dimensions sont approximatives. Spécifications peuvent changer sans préavis. All dimensions and weights are approximate. Specifications may change without notice.

								NUMÉRO DE MODÈLE: MODEL NUMBER: DO _ _ _ _ YZ				
ZONE	REV	REVISION	DESCRIPTION	DATE	APPROVAL	APPROB.	Dessiné par: Drawn by:	SS	DWG NO.	71CUDOR5	REV	05
DATE: JANUARY/30/08								PAGE: 1 de 1				