

### FAZ-NA and FAZ-NA-L Circuit Breakers



*Optimum and Efficient Protection for Every Application*

### Contents

#### Description

	Page
FAZ-NA and FAZ-NA-L Circuit Breakers	
Catalog Number Selection . . . . .	<b>V4-T1-48</b>
Product Selection . . . . .	<b>V4-T1-49</b>
Accessories . . . . .	<b>V4-T1-62</b>
Technical Data and Specifications . . . . .	<b>V4-T1-66</b>
Dimensions . . . . .	<b>V4-T1-72</b>

## FAZ-NA and FAZ-NA-L Circuit Breakers

### Product Overview

Optimum product quality, tested reliability and safety stand for best protection of personnel, installations and plant. Eaton's FAZ-NA and FAZ-NA-L DIN rail mountable circuit breakers are designed for use in branch service applications.

### Powerful Offering for Machine and System Builders

FAZ-NA and FAZ-NA-L are available with B, C and D characteristics in accordance with UL® 489, CSA® C22.2 No.5; UL 1077, CSA C22.2 No.235 and IEC 60947-2. These devices are CE marked.

### Application Description

Feeder and branch circuit protection for:

- Convenience receptacle circuits (internal/external)
- Motor control circuits
- Load circuits leaving the equipment (external)
- HACR internal/external equipment (heating, air conditioning, refrigeration)
- PLC I/O points
- Computers
- Power supplies
- Control instrumentation
- Relays
- UPS
- Power conditioners

### Features

- Complete range of UL 489 listed DIN rail mounted miniature circuit breakers up to 63A current rating
- Two distinct UL 489 FAZ-NA offerings available to provide the best solution for the application—FAZ-NA at 277/480 Vac and FAZ-NA-L at 240 Vac
- Standard ratings of 10 kAIC available at both 240 Vac and 277/480 Vac
- Select amperages available at 14 kAIC for both the 240 Vac and 277/480 Vac offerings and 10 kAIC up to 125 Vdc per pole
- Current limiting design provides fast short-circuit interruption that reduces the let-through energy, which can damage the circuit
- Suitable for branch circuit device protection
- Thermal-magnetic overcurrent protection
  - Three levels of short-circuit protection, categorized by B, C and D curves
- Trip-free design—breaker can not be defeated by holding the handle in the ON position
- Captive screws cannot be lost
- SWD (switching duty)—suitable for switching fluorescent lighting loads ( $I_n \leq 20A$ )
- Fulfill UL 489, CSA C22.2 No.5 and also IEC 60947-2 Standard
- For use in applications for which UL 1077 or CSA C22.2 No.235 are also allowed
- Field-installable shunt trip and auxiliary switch subsequent mounting
- Separate version for ring-tongue connection (Type FAZ-RT), terminal screws can be removed (on both sides)
- Module width of only 17.7 mm (per pole)
- Contact Position Indicator (red/green)
- Easy installation on DIN rail
- Possibility for sealing the toggle in ON or OFF position
- Single-, two-, three- and four-pole configurations

### Device Printing on Front and Side Installation options

These branch circuit breakers are available in two terminal configurations: standard box terminals that accept multiple conductors and ring-tongue terminals, ideally suited to demanding requirements of the semi-conductor industry. All breakers mount on standard 35 mm DIN rail. Bus connectors and feeder terminal facilitate mounting and wiring of multiple miniature circuit breaker arrays in control panel assemblies. These circuit breakers can also be reverse feed.

# 1.2

## Miniature Circuit Breakers and Supplementary Protectors

### UL 489 DIN Rail Miniature Circuit Breakers

1

#### Standards and Certifications

##### FAZ-NA

FAZ-NA complies with the latest national and international standards.

- UL 489
  - Standard for molded case circuit breakers (MCCB) for feeder and branch circuit protection
  - Products meet the requirements of the National Electrical Code® (NEC®)

- CSA C22.2 No.5
  - Standard for molded case circuit breakers (MCCB) for feeder and branch circuit protection (corresponds closely to UL 489 Standard)
  - Products meet the requirements of the Canadian Electrical Code (CEC)

- RoHS compliant
- VDE compliant
- ABS compliant



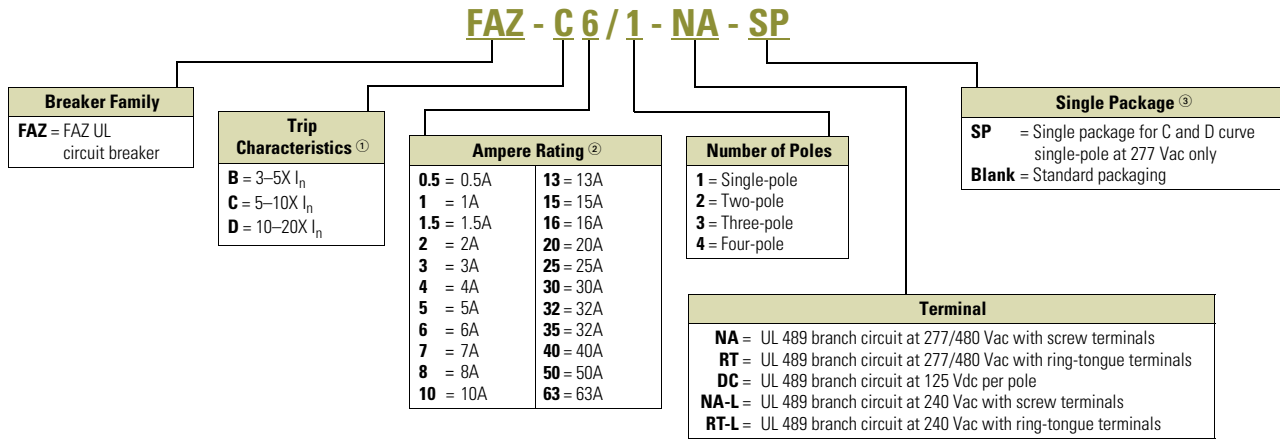
##### FAZ-NA-L

FAZ-NA-L 0.5–63A at 240 Vac comply with the following standards.

- UL 489 listed
- CSA C22.2 No. 5-02
- IEC rated
- RoHS compliant
- CCC compliant
- OVE compliant
- EAC compliant
- ABS compliant
- VDE compliant



#### Catalog Number Selection



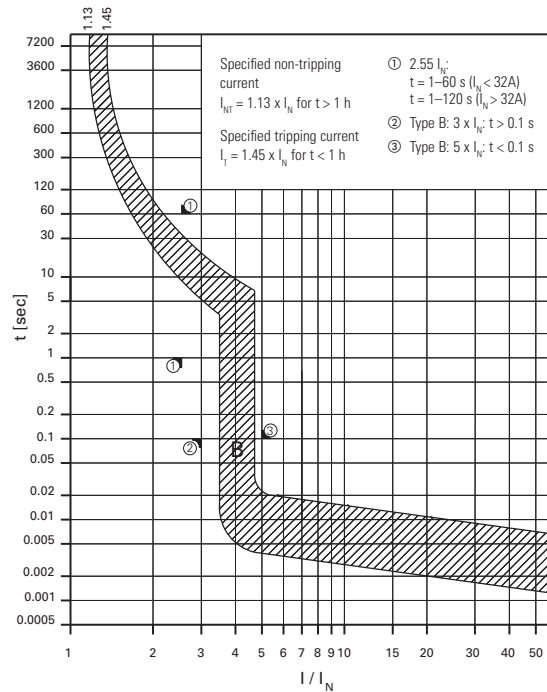
#### Notes

- ① I<sub>n</sub> = Rated current for instantaneous trip characteristics.
- ② B curve starts at 1 ampere.
- ③ Single package only available for 277 Vac offering—not an option for 240 Vac line.

### Product Selection

#### FAZ-NA B Curve 277/480 Vac Rated Offering

- UL approved (UL 489) and CSA Certified (CSA C22.2 No.5-02) as branch circuit breakers
- Interrupting capacity: 10 kA UL/CSA; 15 kA IEC 60947-2
- Current limiting device
- UL file number E235139



#### Single-Pole



#### Two-Pole



#### Three-Pole



#### Four-Pole



### FAZ-NA UL 489 Circuit Breakers at 277/480 Vac— 10 kAIC, 14 kAIC B Curve (15–25A)

Amps	Single-Pole ① Catalog Number	Two-Pole Catalog Number	Three-Pole Catalog Number	Four-Pole Catalog Number
<b>B Curve (3–5X <math>I_N</math> Current Rating)</b>				
1	FAZ-B1/1-NA	FAZ-B1/2-NA	FAZ-B1/3-NA	FAZ-B1/4-NA
1.5	FAZ-B1.5/1-NA	FAZ-B1.5/2-NA	FAZ-B1.5/3-NA	FAZ-B1.5/4-NA
2	FAZ-B2/1-NA	FAZ-B2/2-NA	FAZ-B2/3-NA	FAZ-B2/4-NA
3	FAZ-B3/1-NA	FAZ-B3/2-NA	FAZ-B3/3-NA	FAZ-B3/4-NA
4	FAZ-B4/1-NA	FAZ-B4/2-NA	FAZ-B4/3-NA	FAZ-B4/4-NA
5	FAZ-B5/1-NA	FAZ-B5/2-NA	FAZ-B5/3-NA	FAZ-B5/4-NA
6	FAZ-B6/1-NA	FAZ-B6/2-NA	FAZ-B6/3-NA	FAZ-B6/4-NA
7	FAZ-B7/1-NA	FAZ-B7/2-NA	FAZ-B7/3-NA	FAZ-B7/4-NA
8	FAZ-B8/1-NA	FAZ-B8/2-NA	FAZ-B8/3-NA	FAZ-B8/4-NA
10	FAZ-B10/1-NA	FAZ-B10/2-NA	FAZ-B10/3-NA	FAZ-B10/4-NA
13	FAZ-B13/1-NA	FAZ-B13/2-NA	FAZ-B13/3-NA	FAZ-B13/4-NA
15	FAZ-B15/1-NA	FAZ-B15/2-NA	FAZ-B15/3-NA	FAZ-B15/4-NA
16	FAZ-B16/1-NA	FAZ-B16/2-NA	FAZ-B16/3-NA	FAZ-B16/4-NA
20	FAZ-B20/1-NA	FAZ-B20/2-NA	FAZ-B20/3-NA	FAZ-B20/4-NA
25	FAZ-B25/1-NA	FAZ-B25/2-NA	FAZ-B25/3-NA	FAZ-B25/4-NA
30	FAZ-B30/1-NA	FAZ-B30/2-NA	FAZ-B30/3-NA	FAZ-B30/4-NA
32	FAZ-B32/1-NA	FAZ-B32/2-NA	FAZ-B32/3-NA	FAZ-B32/4-NA

#### Note

① Two-piece order. Quantities of two per box.

# 1.2

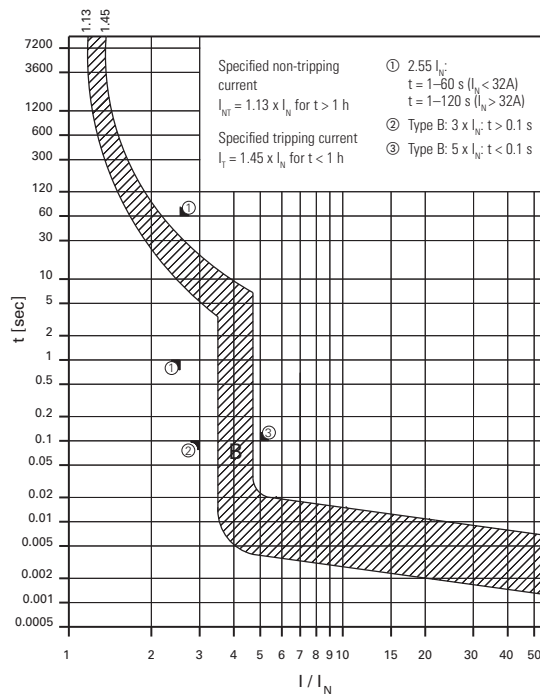
## Miniature Circuit Breakers and Supplementary Protectors

### UL 489 DIN Rail Miniature Circuit Breakers

1

#### FAZ-NA B Curve 277/480 Vac Rated Offering

- UL approved (UL 489) and CSA Certified (CSA C22.2 No.5-02) as branch circuit breakers
- Interrupting capacity: 10 kA UL/CSA; 15 kA IEC 60947-2
- Current limiting device
- UL file number E235139



#### Single-Pole



#### Two-Pole



#### Three-Pole



#### Four-Pole



#### FAZ-RT UL 489 Circuit Breakers with Ring-Tongue Terminals at 277/480 Vac— 10 kAIC, 14 kAIC B Curve (15–25A)

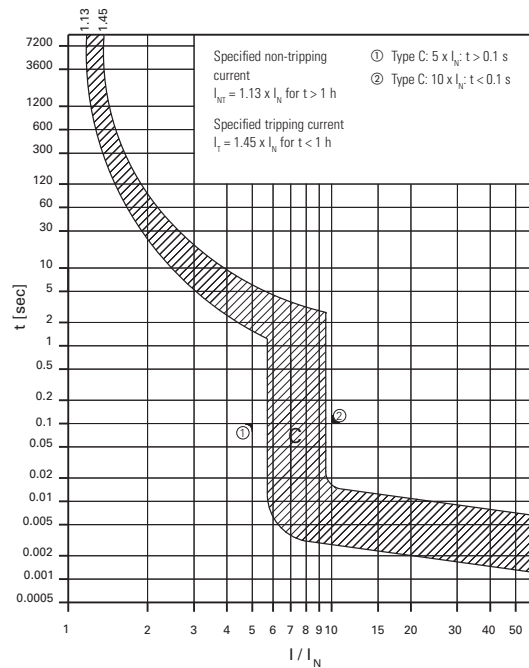
Amps	Single-Pole ① Catalog Number	Two-Pole Catalog Number	Three-Pole Catalog Number	Four-Pole Catalog Number
<b>B Curve with Ring-Tongue Terminals (3–5X I<sub>N</sub> Current Rating)</b>				
1	FAZ-B1/1-RT	FAZ-B1/2-RT	FAZ-B1/3-RT	FAZ-B1/4-RT
1.5	FAZ-B1.5/1-RT	FAZ-B1.5/2-RT	FAZ-B1.5/3-RT	FAZ-B1.5/4-RT
2	FAZ-B2/1-RT	FAZ-B2/2-RT	FAZ-B2/3-RT	FAZ-B2/4-RT
3	FAZ-B3/1-RT	FAZ-B3/2-RT	FAZ-B3/3-RT	FAZ-B3/4-RT
4	FAZ-B4/1-RT	FAZ-B4/2-RT	FAZ-B4/3-RT	FAZ-B4/4-RT
5	FAZ-B5/1-RT	FAZ-B5/2-RT	FAZ-B5/3-RT	FAZ-B5/4-RT
6	FAZ-B6/1-RT	FAZ-B6/2-RT	FAZ-B6/3-RT	FAZ-B6/4-RT
7	FAZ-B7/1-RT	FAZ-B7/2-RT	FAZ-B7/3-RT	FAZ-B7/4-RT
8	FAZ-B8/1-RT	FAZ-B8/2-RT	FAZ-B8/3-RT	FAZ-B8/4-RT
10	FAZ-B10/1-RT	FAZ-B10/2-RT	FAZ-B10/3-RT	FAZ-B10/4-RT
13	FAZ-B13/1-RT	FAZ-B13/2-RT	FAZ-B13/3-RT	FAZ-B13/4-RT
15	FAZ-B15/1-RT	FAZ-B15/2-RT	FAZ-B15/3-RT	FAZ-B15/4-RT
16	FAZ-B16/1-RT	FAZ-B16/2-RT	FAZ-B16/3-RT	FAZ-B16/4-RT
20	FAZ-B20/1-RT	FAZ-B20/2-RT	FAZ-B20/3-RT	FAZ-B20/4-RT
25	FAZ-B25/1-RT	FAZ-B25/2-RT	FAZ-B25/3-RT	FAZ-B25/4-RT
30	FAZ-B30/1-RT	FAZ-B30/2-RT	FAZ-B30/3-RT	FAZ-B30/4-RT
32	FAZ-B32/1-RT	FAZ-B32/2-RT	FAZ-B32/3-RT	FAZ-B32/4-RT

#### Note

① Two-piece order. Quantities of two per box.

### FAZ-NA C Curve 277/480 Vac Rated Offering

- UL approved (UL 489) and CSA Certified (CSA C22.2 No.5-02) as branch circuit breakers
- Interrupting capacity: 10 kA UL/CSA; 15 kA IEC 60947-2
- Current limiting device
- UL file number E235139



#### Single-Pole



#### Two-Pole



#### Three-Pole



#### Four-Pole



### FAZ-NA UL 489 Circuit Breakers at 277/480 Vac— 10 kAIC, 14 kAIC C Curve (15–25A)

Amps	Single-Pole ① Catalog Number	Two-Pole Catalog Number	Three-Pole Catalog Number	Four-Pole Catalog Number
<b>C Curve (5–10X I<sub>n</sub> Current Rating)</b>				
0.5	FAZ-C0.5/1-NA-SP	FAZ-C0.5/2-NA	FAZ-C0.5/3-NA	FAZ-C0.5/4-NA
1	FAZ-C1/1-NA-SP	FAZ-C1/2-NA	FAZ-C1/3-NA	FAZ-C1/4-NA
1.5	FAZ-C1.5/1-NA-SP	FAZ-C1.5/2-NA	FAZ-C1.5/3-NA	FAZ-C1.5/4-NA
2	FAZ-C2/1-NA-SP	FAZ-C2/2-NA	FAZ-C2/3-NA	FAZ-C2/4-NA
3	FAZ-C3/1-NA-SP	FAZ-C3/2-NA	FAZ-C3/3-NA	FAZ-C3/4-NA
4	FAZ-C4/1-NA-SP	FAZ-C4/2-NA	FAZ-C4/3-NA	FAZ-C4/4-NA
5	FAZ-C5/1-NA-SP	FAZ-C5/2-NA	FAZ-C5/3-NA	FAZ-C5/4-NA
6	FAZ-C6/1-NA-SP	FAZ-C6/2-NA	FAZ-C6/3-NA	FAZ-C6/4-NA
7	FAZ-C7/1-NA-SP	FAZ-C7/2-NA	FAZ-C7/3-NA	FAZ-C7/4-NA
8	FAZ-C8/1-NA-SP	FAZ-C8/2-NA	FAZ-C8/3-NA	FAZ-C8/4-NA
10	FAZ-C10/1-NA-SP	FAZ-C10/2-NA	FAZ-C10/3-NA	FAZ-C10/4-NA
13	FAZ-C13/1-NA-SP	FAZ-C13/2-NA	FAZ-C13/3-NA	FAZ-C13/4-NA
15	FAZ-C15/1-NA-SP	FAZ-C15/2-NA	FAZ-C15/3-NA	FAZ-C15/4-NA
16	FAZ-C16/1-NA-SP	FAZ-C16/2-NA	FAZ-C16/3-NA	FAZ-C16/4-NA
20	FAZ-C20/1-NA-SP	FAZ-C20/2-NA	FAZ-C20/3-NA	FAZ-C20/4-NA
25	FAZ-C25/1-NA-SP	FAZ-C25/2-NA	FAZ-C25/3-NA	FAZ-C25/4-NA
30	FAZ-C30/1-NA-SP	FAZ-C30/2-NA	FAZ-C30/3-NA	FAZ-C30/4-NA
32	FAZ-C32/1-NA-SP	FAZ-C32/2-NA	FAZ-C32/3-NA	FAZ-C32/4-NA

**Note**

① Option for single packaging on single-pole C and D curves only; add suffix SP when ordering.

# 1.2

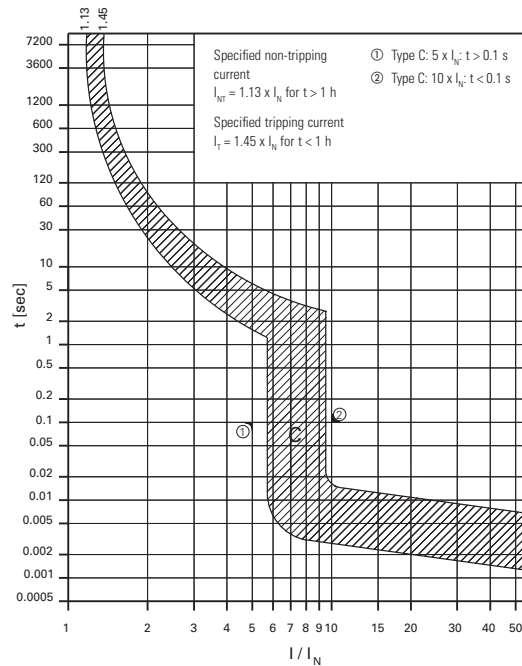
## Miniature Circuit Breakers and Supplementary Protectors

### UL 489 DIN Rail Miniature Circuit Breakers

1

#### FAZ-NA C Curve 277/480 Vac Rated Offering

- UL approved (UL 489) and CSA Certified (CSA C22.2 No.5-02) as branch circuit breakers
- Interrupting capacity: 10 kA UL/CSA; 15 kA IEC 60947-2
- Current limiting device
- UL file number E235139



#### Single-Pole



#### Two-Pole



#### Three-Pole



#### Four-Pole



#### FAZ-RT UL 489 Circuit Breakers with Ring-Tongue Terminals at 277/480 Vac—10 kAIC, 14 kAIC C Curve (15–25A)

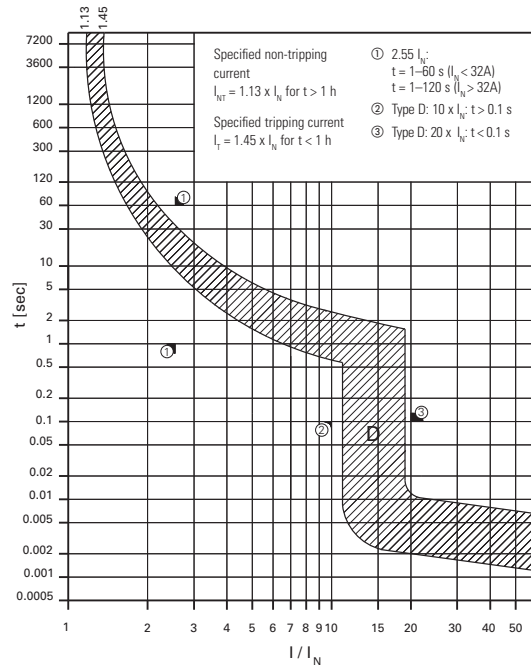
Amps	Single-Pole Catalog Number	Two-Pole Catalog Number	Three-Pole Catalog Number	Four-Pole Catalog Number
<b>C Curve with Ring-Tongue Terminals (5–10X I<sub>N</sub> Current Rating)</b>				
0.5	FAZ-C0.5/1-RT-SP	FAZ-C0.5/2-RT	FAZ-C0.5/3-RT	FAZ-C0.5/4-RT
1	FAZ-C1/1-RT-SP	FAZ-C1/2-RT	FAZ-C1/3-RT	FAZ-C1/4-RT
1.5	FAZ-C1.5/1-RT-SP	FAZ-C1.5/2-RT	FAZ-C1.5/3-RT	FAZ-C1.5/4-RT
2	FAZ-C2/1-RT-SP	FAZ-C2/2-RT	FAZ-C2/3-RT	FAZ-C2/4-RT
3	FAZ-C3/1-RT-SP	FAZ-C3/2-RT	FAZ-C3/3-RT	FAZ-C3/4-RT
4	FAZ-C4/1-RT-SP	FAZ-C4/2-RT	FAZ-C4/3-RT	FAZ-C4/4-RT
5	FAZ-C5/1-RT-SP	FAZ-C5/2-RT	FAZ-C5/3-RT	FAZ-C5/4-RT
6	FAZ-C6/1-RT-SP	FAZ-C6/2-RT	FAZ-C6/3-RT	FAZ-C6/4-RT
7	FAZ-C7/1-RT-SP	FAZ-C7/2-RT	FAZ-C7/3-RT	FAZ-C7/4-RT
8	FAZ-C8/1-RT-SP	FAZ-C8/2-RT	FAZ-C8/3-RT	FAZ-C8/4-RT
10	FAZ-C10/1-RT-SP	FAZ-C10/2-RT	FAZ-C10/3-RT	FAZ-C10/4-RT
13	FAZ-C13/1-RT-SP	FAZ-C13/2-RT	FAZ-C13/3-RT	FAZ-C13/4-RT
15	FAZ-C15/1-RT-SP	FAZ-C15/2-RT	FAZ-C15/3-RT	FAZ-C15/4-RT
16	FAZ-C16/1-RT-SP	FAZ-C16/2-RT	FAZ-C16/3-RT	FAZ-C16/4-RT
20	FAZ-C20/1-RT-SP	FAZ-C20/2-RT	FAZ-C20/3-RT	FAZ-C20/4-RT
25	FAZ-C25/1-RT-SP	FAZ-C25/2-RT	FAZ-C25/3-RT	FAZ-C25/4-RT
30	FAZ-C30/1-RT-SP	FAZ-C30/2-RT	FAZ-C30/3-RT	FAZ-C30/4-RT
32	FAZ-C32/1-RT-SP	FAZ-C32/2-RT	FAZ-C32/3-RT	FAZ-C32/4-RT

#### Note

① Option for single packaging on single-pole C and D curves only.

### FAZ-NA D Curve 277/480 Vac Rated Offering

- UL approved (UL 489) and CSA Certified (CSA C22.2 No.5-02) as branch circuit breakers
- Interrupting capacity: 10 kA UL/CSA; 15 kA IEC 60947-2
- Current limiting device
- UL file number E235139



#### Single-Pole



#### Two-Pole



#### Three-Pole



#### Four-Pole



### FAZ-NA UL 489 Circuit Breakers at 277/480 Vac— 10 kAIC, 14 kAIC D Curve (13–20A)

Amps	Single-Pole <sup>①</sup> Catalog Number	Two-Pole Catalog Number	Three-Pole Catalog Number	Four-Pole Catalog Number
<b>D Curve (10–20X I<sub>N</sub> Current Rating)</b>				
0.5	FAZ-D0.5/1-NA-SP	FAZ-D0.5/2-NA	FAZ-D0.5/3-NA	FAZ-D0.5/4-NA
1	FAZ-D1/1-NA-SP	FAZ-D1/2-NA	FAZ-D1/3-NA	FAZ-D1/4-NA
1.5	FAZ-D1.5/1-NA-SP	FAZ-D1.5/2-NA	FAZ-D1.5/3-NA	FAZ-D1.5/4-NA
2	FAZ-D2/1-NA-SP	FAZ-D2/2-NA	FAZ-D2/3-NA	FAZ-D2/4-NA
3	FAZ-D3/1-NA-SP	FAZ-D3/2-NA	FAZ-D3/3-NA	FAZ-D3/4-NA
4	FAZ-D4/1-NA-SP	FAZ-D4/2-NA	FAZ-D4/3-NA	FAZ-D4/4-NA
5	FAZ-D5/1-NA-SP	FAZ-D5/2-NA	FAZ-D5/3-NA	FAZ-D5/4-NA
6	FAZ-D6/1-NA-SP	FAZ-D6/2-NA	FAZ-D6/3-NA	FAZ-D6/4-NA
7	FAZ-D7/1-NA-SP	FAZ-D7/2-NA	FAZ-D7/3-NA	FAZ-D7/4-NA
8	FAZ-D8/1-NA-SP	FAZ-D8/2-NA	FAZ-D8/3-NA	FAZ-D8/4-NA
10	FAZ-D10/1-NA-SP	FAZ-D10/2-NA	FAZ-D10/3-NA	FAZ-D10/4-NA
13	FAZ-D13/1-NA-SP	FAZ-D13/2-NA	FAZ-D13/3-NA	FAZ-D13/4-NA
15	FAZ-D15/1-NA-SP	FAZ-D15/2-NA	FAZ-D15/3-NA	FAZ-D15/4-NA
16	FAZ-D16/1-NA-SP	FAZ-D16/2-NA	FAZ-D16/3-NA	FAZ-D16/4-NA
20	FAZ-D20/1-NA-SP	FAZ-D20/2-NA	FAZ-D20/3-NA	FAZ-D20/4-NA
25	FAZ-D25/1-NA-SP	FAZ-D25/2-NA	FAZ-D25/3-NA	FAZ-D25/4-NA
30	FAZ-D30/1-NA-SP	FAZ-D30/2-NA	FAZ-D30/3-NA	FAZ-D30/4-NA
32	FAZ-D32/1-NA-SP	FAZ-D32/2-NA	FAZ-D32/3-NA	FAZ-D32/4-NA

**Note**

① Option for single packaging on single-pole C and D curves only.

# 1.2

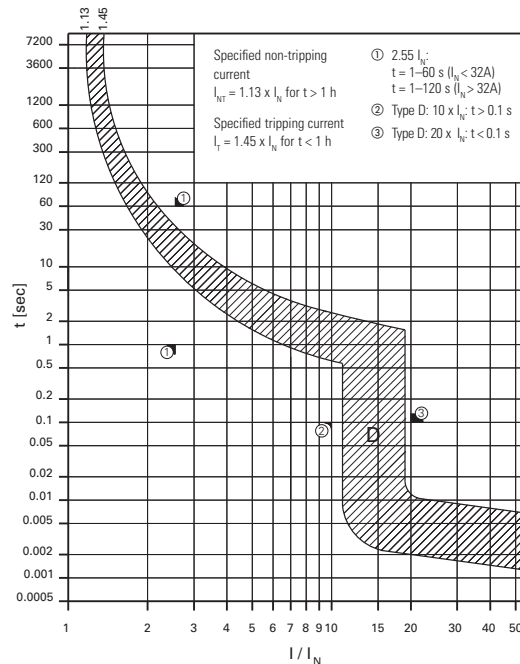
## Miniature Circuit Breakers and Supplementary Protectors

### UL 489 DIN Rail Miniature Circuit Breakers

1

#### FAZ-NA D Curve 277/480 Vac Rated Offering

- UL approved (UL 489) and CSA Certified (CSA C22.2 No.5-02) as branch circuit breakers
- Interrupting capacity: 10 kA UL/CSA; 15 kA IEC 60947-2
- Current limiting device
- UL file number E235139



#### Single-Pole



#### Two-Pole



#### Three-Pole



#### Four-Pole



#### FAZ-RT UL 489 Circuit Breakers with Ring-Tongue Terminals at 277/480 Vac— 10 kAIC, 14 kAIC D Curve (13–20A)

Amps	Single-Pole Catalog Number	Two-Pole Catalog Number	Three-Pole Catalog Number	Four-Pole Catalog Number
<b>D Curve with Ring-Tongue Terminals (10–20X I<sub>N</sub> Current Rating)</b>				
0.5	FAZ-D0.5/1-RT-SP	FAZ-D0.5/2-RT	FAZ-D0.5/3-RT	FAZ-D0.5/4-RT
1	FAZ-D1/1-RT-SP	FAZ-D1/2-RT	FAZ-D1/3-RT	FAZ-D1/4-RT
1.5	FAZ-D1.5/1-RT-SP	FAZ-D1.5/2-RT	FAZ-D1.5/3-RT	FAZ-D1.5/4-RT
2	FAZ-D2/1-RT-SP	FAZ-D2/2-RT	FAZ-D2/3-RT	FAZ-D2/4-RT
3	FAZ-D3/1-RT-SP	FAZ-D3/2-RT	FAZ-D3/3-RT	FAZ-D3/4-RT
4	FAZ-D4/1-RT-SP	FAZ-D4/2-RT	FAZ-D4/3-RT	FAZ-D4/4-RT
5	FAZ-D5/1-RT-SP	FAZ-D5/2-RT	FAZ-D5/3-RT	FAZ-D5/4-RT
6	FAZ-D6/1-RT-SP	FAZ-D6/2-RT	FAZ-D6/3-RT	FAZ-D6/4-RT
7	FAZ-D7/1-RT-SP	FAZ-D7/2-RT	FAZ-D7/3-RT	FAZ-D7/4-RT
8	FAZ-D8/1-RT-SP	FAZ-D8/2-RT	FAZ-D8/3-RT	FAZ-D8/4-RT
10	FAZ-D10/1-RT-SP	FAZ-D10/2-RT	FAZ-D10/3-RT	FAZ-D10/4-RT
13	FAZ-D13/1-RT-SP	FAZ-D13/2-RT	FAZ-D13/3-RT	FAZ-D13/4-RT
15	FAZ-D15/1-RT-SP	FAZ-D15/2-RT	FAZ-D15/3-RT	FAZ-D15/4-RT
16	FAZ-D16/1-RT-SP	FAZ-D16/2-RT	FAZ-D16/3-RT	FAZ-D16/4-RT
20	FAZ-D20/1-RT-SP	FAZ-D20/2-RT	FAZ-D20/3-RT	FAZ-D20/4-RT
25	FAZ-D25/1-RT-SP	FAZ-D25/2-RT	FAZ-D25/3-RT	FAZ-D25/4-RT
30	FAZ-D30/1-RT-SP	FAZ-D30/2-RT	FAZ-D30/3-RT	FAZ-D30/4-RT
32	FAZ-D32/1-RT-SP	FAZ-D32/2-RT	FAZ-D32/3-RT	FAZ-D32/4-RT

#### Note

① Option for single packaging on single-pole C and D curves only.



# 1.3

## Miniature Circuit Breakers and Supplementary Protectors

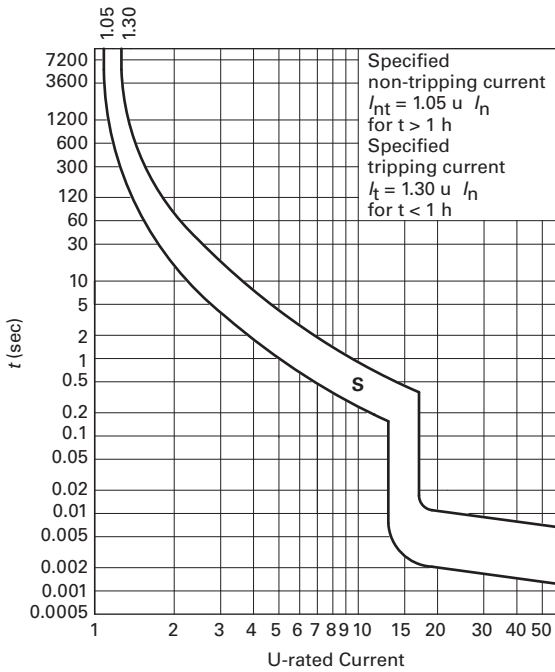
### UL 1077 DIN Rail Supplementary Protectors

1

#### FAZ S curve (13–17X $I_n$ current rating)

- Designed for control circuits with high inrush
- Response time of instantaneous trip: 13–17X  $I_n$  current rating
- UL recognized and CSA Certified as supplementary protectors
- For international and domestic use (conform to IEC 60947-2)
- UL file number 177451

Suitable for applications where high levels of inrush current are expected. Instantaneous trip is 13–17X rating of device ( $I_n$ ). The high magnetic trip point prevents nuisance tripping in high inductive applications such as motors, transformers and power supplies.



#### Single-Pole



#### Two-Pole



#### S Curve (13–17X $I_n$ Current Rating) — Designed for Inductive Loads ①②

Amperes	Single-Pole ③ Catalog Number	Two-Pole Catalog Number
1	FAZ-S1/1	FAZ-S1/2
2	FAZ-S2/1	FAZ-S2/2
3	FAZ-S3/1	FAZ-S3/2
4	FAZ-S4/1	FAZ-S4/2
6	FAZ-S6/1	FAZ-S6/2
10	FAZ-S10/1	FAZ-S10/2
16	FAZ-S16/1	FAZ-S16/2
20	FAZ-S20/1	FAZ-S20/2
25	FAZ-S25/1	FAZ-S25/2
32	FAZ-S32/1	FAZ-S32/2
40	FAZ-S40/1	FAZ-S40/2

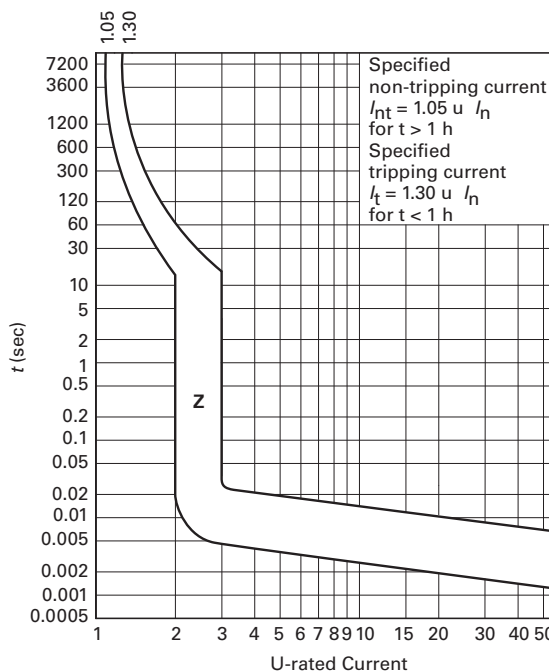
#### Notes

- ① In North America, these switches are UL recognized and CSA Certified as supplementary protection devices. Per the intent of NEC (National Electrical Code), Article 240, and CEC (Canadian Electrical Code), Part 1 C22.1, supplementary breakers cannot be used as a substitute for the branch circuit protective device. They can be used to provide overcurrent protection within an appliance or other electrical equipment where branch circuit overcurrent protection is already provided, or is not required.
- ② These breakers are available by special order and may result in additional delivery time.
- ③ Two-piece box order, quantities of 2.

### FAZ Z curve (2–3X $I_n$ current rating)

- Designed for protection of electronic devices
- Response time of instantaneous trip: 2–3X  $I_n$  current rating
- UL recognized and CSA Certified as supplementary protectors
- For international and domestic use (conform to IEC 60947-2)

Suitable for applications where low levels of inrush current are expected. Instantaneous trip is 2–3X rating of device ( $I_n$ ). Applications include small transformers, lighting, pilot devices, control circuits and coils. Medium magnetic trip point.



#### Single-Pole



### Z Curve (2–3X $I_n$ Current Rating)— Designed for Inductive Loads ①②

Amperes	Single-Pole ③ Catalog Number	Two-Pole Catalog Number
0.5	FAZ-Z0.5/1	FAZ-Z0.5/2
1	FAZ-Z1/1	FAZ-Z1/2
1.6	FAZ-Z1.6/1	FAZ-Z1.6/2
2	FAZ-Z2/1	FAZ-Z2/2
3	FAZ-Z3/1	FAZ-Z3/2
4	FAZ-Z4/1	FAZ-Z4/2
6	FAZ-Z6/1	FAZ-Z6/2
8	FAZ-Z8/1	FAZ-Z8/2
10	FAZ-Z10/1	FAZ-Z10/2
13	FAZ-Z13/1	FAZ-Z13/2
16	FAZ-Z16/1	FAZ-Z16/2
20	FAZ-Z20/1	FAZ-Z20/2
25	FAZ-Z25/1	FAZ-Z25/2
32	FAZ-Z32/1	FAZ-Z32/2
40	FAZ-Z40/1	FAZ-Z40/2
50	FAZ-Z50/1	FAZ-Z50/2
63	FAZ-Z63/1	FAZ-Z63/2

#### Two-Pole



#### Three-Pole



### Z Curve (2–3X $I_n$ Current Rating)— Designed for Inductive Loads, continued ①②

Amperes	Three-Pole Catalog Number	Four-Pole Catalog Number
0.5	FAZ-Z0.5/3	FAZ-Z0.5/4
1	FAZ-Z1/3	FAZ-Z1/4
1.6	FAZ-Z1.6/3	FAZ-Z1.6/4
2	FAZ-Z2/3	FAZ-Z2/4
3	FAZ-Z3/3	FAZ-Z3/4
4	FAZ-Z4/3	FAZ-Z4/4
6	FAZ-Z6/3	FAZ-Z6/4
8	FAZ-Z8/3	FAZ-Z8/4
10	FAZ-Z10/3	FAZ-Z10/4
13	FAZ-Z13/3	FAZ-Z13/4
16	FAZ-Z16/3	FAZ-Z16/4
20	FAZ-Z20/3	FAZ-Z20/4
25	FAZ-Z25/3	FAZ-Z25/4
32	FAZ-Z32/3	FAZ-Z32/4
40	FAZ-Z40/3	FAZ-Z40/4
50	FAZ-Z50/3	FAZ-Z50/4
63	FAZ-Z63/3	FAZ-Z63/4

#### Four-Pole



#### Notes

- ① In North America, these switches are UL recognized and CSA Certified as supplementary protection devices. Per the intent of NEC (National Electrical Code), Article 240, and CEC (Canadian Electrical Code), Part 1 C22.1, supplementary breakers cannot be used as a substitute for the branch circuit protective device. They can be used to provide overcurrent protection within an appliance or other electrical equipment where branch circuit overcurrent protection is already provided, or is not required.
- ② These breakers are available by special order and may result in additional delivery time.
- ③ Two-piece box order, quantities of 2.