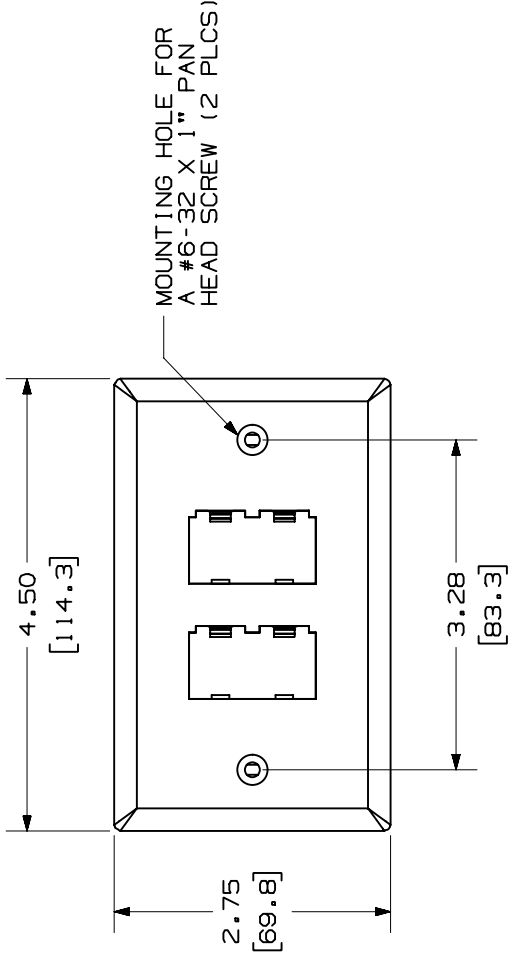


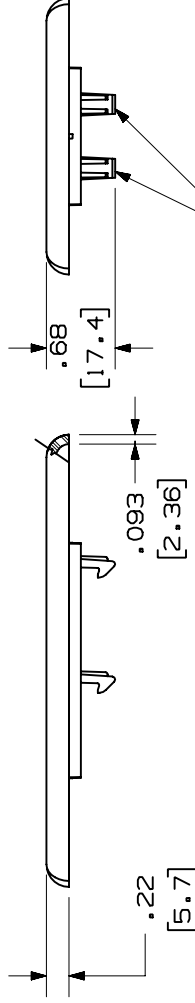
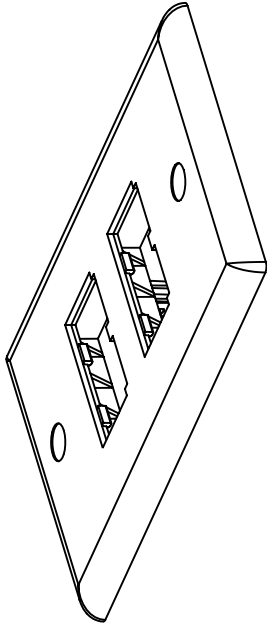
THIS COPY IS PROVIDED ON A RESTRICTED BASIS AND IS NOT TO BE USED IN ANY WAY DETRIMENTAL TO THE INTERESTS OF PANDUIT CORP.



PANDUIT PART NO.	WEIGHT
CFP4**	.46 LB/10 PCS (211 G/10 PCS)

NOTES:

- ** 1. SEE CURRENT CATALOG FOR ADDITIONAL PART NUMBER SUFFIXES TO INDICATE COLOR AND OR PACKAGE QUANTITY.
- 2. TWO #6-32 X 1" LONG, SLOTTED PAN HEAD SCREWS WITH NON-THREADED LEAD POINT PROVIDED FOR FASTENING FACEPLATES.
- 3. DIMENSIONS IN PARENTHESES ARE IN METRIC.



RETENTION TABS FOR PANDUIT MINI-COM MODULES.

CAD FILENAME/LAYERS

D35544CO_DC_CFP4_00D.PRT

PANDUIT

CORP. TINLEY PARK, ILLINOIS

CLASSIC SERIES 4 POSITION VERTICAL FACEPLATE (CFP4**) **A**
CUSTOMER DRAWING

UNLESS OTHERWISE SPECIFIED, DIMENSIONAL TOLERANCES ARE:
(.X) ± (.XXX) ±.010(.3)
(.XX) ±.03(.8) ANGLES ±

UNLESS OTHERWISE SPECIFIED, ALL DIMENSIONS ARE GIVEN IN INCHES, THIRD ANGLE PROJECTION.

DRAWN BY RCA
DATE 4-3-97
CHK'D HIW

MAT'L: ABS

SCALE NONE
DRAWING NO. 35544-42
DWG SIZE A

REV	DATE	BY	CHK	DESCRIPTION	ECN	R	CUST	SUP
3	7-13-99	JSP		C. WAS "DESIGNER SERIES".	35544-42			
2	9-17-97	JBA	CEF	B. REV'D P/N IN TITLE; WAS CFP2**.	35544-42	CEF		
1	9-12-97	RCA	CEF	A. REV'D TITLE WAS MINI-COM 4 POSITION STANDARD VERTICAL FACEPLATE.	35544-42	CEF		
R	4-3-97	RCA	HIW	RELEASED TO PRODUCTION	35544-42	HIW		