Cam-Type Devices

designed to be better.

legrand®

Pass & Seymour

Proven dependability

for all your temporary power needs.

P&S Cam-Type Devices deliver everything you're looking for. That includes a wide variety of products — male and female Inline Plugs, Panel-Mount Inlets & Outlets, Adapters, Reducers and Protective Covers. They offer a rock-solid cam action that ensures quick, robust, vibration-resistant connections. You can count on continuous power, with no added resistance or heat rise at connection points.

P&S Cam-Type Devices are built with top-quality materials — for example, the chemical- and impact-resistant thermoplastic elastomer bodies on our inline products. That means enhanced durability and service life, with increased insulation protection for safety. And those bodies are available in a variety of colors, for quick and easy phase indication.

COUNT ON CONTINUOUS POWER

Ideal for a wide range of applications.

With their uncompromising construction and performance, P&S Cam-Type Devices are a worry-free choice for:

- Movie and other entertainment production
- Stage productions
- Fairs and carnivals
- Theme parks
- Concert venues
- Arenas and convention centers
- Mining and construction
- Shipping
- Airports
- Many other portable/temporary applications

No compatibility concerns.

If you're already using cam-type devices, you can easily add P&S Cam-Type Devices for more capability. They are designed and engineered for interchangeability with other manufacturers' cam-type products.

No compliance concerns.

P&S Cam-Type Devices are UL Listed, CSA Certified and rated NEMA 3R and 4 for use in outdoor applications.

Your full-line solution.

P&S Cam-Type devices are available in two series to support the broadest range of applications:

- Series 15 for cable size #8 – #2, 600V — rated up to 150A
- Series 16 for cable size #2 – 4/0, 600V — rated up to 400A

Run power virtually anywhere you need it — with P&S Cam-Type Devices.

legrand®
Pass & Seymour

Cam-Type Connectors

- **Thermoplastic elastomer housing** is chemical- and impact-resistant.
- **Copper shim** bundles wire strands to reduce "splaying."
- **Copper wire** provides superior strain relief.
- **Heavy-duty brass contacts** provide superior and consistent conductivity.
- **Heavy-duty hex set screws** allow greater termination torque.
- **Non-conductive retaining screw** insures stability of the fully assembled product.

Assembly Instructions

1. Cut back end of shroud to match power cable diameter. Cut conservatively. Slightly undersize cut to ensure a tight fit between shroud and cable jacket.
2. Spray silicone lubricant, liquid soap or cable pulling compound into shroud and cable end. Slide shroud over cable.
3. Strip 1-7/16" of jacket off cable end.
4. Wrap the center of the strain relief wire around cable jacket approximately 3/8" to 1/2" from the end of the jacket. Tighten by twisting wire with pliers. Bend wire ends down so that it rests flat against copper foil. Squeeze twisted wire firmly to the bare cable to ensure that it will clear the locking ring inside the shroud.
5. Wrap copper foil around exposed wire.
6. Cut ends of the strain relief wire flush with end of the foil.
7. Insert conductor into contact with strain relief wires opposite the termination screws.
8. Using an Allen wrench, tighten 1/2-20 set screws to 160 in. lbs. of torque.
9. Slide shroud over contact, aligning threaded hole in contact with opening port in shroud.
10. Fasten retaining screw. Do not over torque.

Cam-Type Devices

Series 16 In-Line Connectors & Panel Mounts

legrand®
Pass & Seymour

Catalog Number	Rating A.	Rating V.	Cable Size	Color	3rd Party Compliance UL	3rd Party Compliance cCSAus
Series 16 In-Line Connectors – Male						
PS20MBBK	400	600	#2 - 2/0	Black	•	•
PS20MBW	400	600	#2 - 2/0	White	•	•
PS20MBR	400	600	#2 - 2/0	Red	•	•
PS20MBBL	400	600	#2 - 2/0	Blue	•	•
PS20MBG	400	600	#2 - 2/0	Green	•	•
PS40MBBK	400	600	2/0 - 4/0	Black	•	•
PS40MBW	400	600	2/0 - 4/0	White	•	•
PS40MBR	400	600	2/0 - 4/0	Red	•	•
PS40MBBL	400	600	2/0 - 4/0	Blue	•	•
PS40MBG	400	600	2/0 - 4/0	Green	•	•
Series 16 In-Line Connectors – Female						
PS20FBBK	400	600	#2 - 2/0	Black	•	•
PS20FBW	400	600	#2 - 2/0	White	•	•
PS20FBR	400	600	#2 - 2/0	Red	•	•
PS20FBBL	400	600	#2 - 2/0	Blue	•	•
PS20FBG	400	600	#2 - 2/0	Green	•	•
PS40FBBK	400	600	2/0 - 4/0	Black	•	•
PS40FBW	400	600	2/0 - 4/0	White	•	•
PS40FBR	400	600	2/0 - 4/0	Red	•	•
PS40FBBL	400	600	2/0 - 4/0	Blue	•	•
PS40FBG	400	600	2/0 - 4/0	Green	•	•

PS40MBBK

PS40FBBK

PS40MBR
(unassembled)

Catalog Number	Rating A.	Rating V.	Cable Size	Color	3rd Party Compliance UL	3rd Party Compliance cUL
Series 16 Threaded Stud Panel Mounts – Male						
PS40MRSBBK	400	600	#2 - 4/0	Black	•	•
PS40MRSBW	400	600	#2 - 4/0	White	•	•
PS40MRSBR	400	600	#2 - 4/0	Red	•	•
PS40MRSBBL	400	600	#2 - 4/0	Blue	•	•
PS40MRSBG	400	600	#2 - 4/0	Green	•	•
Series 16 Threaded Stud Panel Mounts – Female						
PS40FRSBBK	400	600	#2 - 4/0	Black	•	•
PS40FRSBW	400	600	#2 - 4/0	White	•	•
PS40FRSBR	400	600	#2 - 4/0	Red	•	•
PS40FRSBBL	400	600	#2 - 4/0	Blue	•	•
PS40FRSBG	400	600	#2 - 4/0	Green	•	•
Series 16 Double Set Screw Panel Mounts – Male						
PS40MRBBK	400	600	2/0 - 4/0	Black	•	•
PS40MRBW	400	600	2/0 - 4/0	White	•	•
PS40MRBR	400	600	2/0 - 4/0	Red	•	•
PS40MRBBL	400	600	2/0 - 4/0	Blue	•	•
PS40MRBG	400	600	2/0 - 4/0	Green	•	•
Series 16 Double Set Screw Panel Mounts – Female						
PS40FRBBK	400	600	2/0 - 4/0	Black	•	•
PS40FRBW	400	600	2/0 - 4/0	White	•	•
PS40FRBR	400	600	2/0 - 4/0	Red	•	•
PS40FRBBL	400	600	2/0 - 4/0	Blue	•	•
PS40FRBG	400	600	2/0 - 4/0	Green	•	•

PS40MRBBK

PS40FRBBK

legrand®
Pass & Seymour

Cam-Type Devices

Series 16 Protective Caps & Adapters

Catalog Number	Color
Series 16 Protective Caps – Male	
PS40MCBK	Black
PS40MCW	White
PS40MCR	Red
PS40MCBL	Blue
PS40MCG	Green
Series 16 Protective Caps – Female	
PS40FCBK	Black
PS40FCW	White
PS40FCR	Red
PS40FCBL	Blue
PS40FCG	Green

Catalog Number	Color	3rd Party Compliance cCSAus
Series 16 Tapping "T" Adapters		
PSTTBK	Black	•
PSTTW	White	•
PSTTR	Red	•
PSTTBL	Blue	•
PSTTG	Green	•
Series 16 Paralleling "T" Adapters		
PSPTBK	Black	•
PSPTW	White	•
PSPTR	Red	•
PSPTBL	Blue	•
PSPTG	Green	•
Series 16 F-M-M-M 3fer Adapters		
PS3MW	White	
PS3MG	Green	
Series 16 M-F-F-F 3fer Adapters		
PS3FBK	Black	•
PS3FW	White	•
PS3FR	Red	•
PS3FBL	Blue	•
PS3FG	Green	•
Series 16 Male-to-Male Coupler		
PSMMBK	Black	•
PSMMW	White	•
PSMMR	Red	•
PSMMBL	Blue	•
PSMMG	Green	•
Series 16 Female-to-Female Coupler		
PSFFCBK	Black	•
PSFFCW	White	•
PSFFCR	Red	•
PSFFCBL	Blue	•
PSFFCG	Green	•

Catalog Number	Color
Series 16 Snap Back Covers – Metal Distro Panel	
PS40WTCLBK	Black
PS40WTCLW	White
PS40WTCLR	Red
PS40WTCLBL	Blue
PS40WTCLG	Green
Series 16 Snap Back Covers – Thermoplastic Distro Panel	
PS40WTCSBK	Black
PS40WTCSW	White
PS40WTCSR	Red
PS40WTCSBL	Blue
PS40WTCSG	Green

PS40WTCLR

Catalog Number	Description
Series 16 Accessories	
PS430245	Series 16 Strain Relief Wire
PS430244	Copper Shim
PS520710	Series 16 Retaining Screw
PS500017PLT	Series 16 Set Screw
PS16CLM	Male Connector Extractor
PS16CLF	Female Connector Extractor
PSCLSPRESS	Come-Along Tool
PS500072	Female Reforming Tool

PS430245



PS430244

PS500017PLT

PS520710



PS16CLM

PS16CLF

PSCLSPRESS

PS500072

Restores damaged female cam-type contacts.

Pass & Seymour

Cam-Type Devices

Series 15 In-Line Connectors & Panel Mounts

PSM2MBK PSM2FBK

Catalog Number	Rating A.	Rating V.	Cable Size	Color	3rd Party Compliance UL	3rd Party Compliance cCSAus
Series 15 In-Line Connectors – Male						
PSM2MBK	150	600	#8 – #2	Black	•	•
PSM2MW	150	600	#8 – #2	White	•	•
PSM2MR	150	600	#8 – #2	Red	•	•
PSM2MBL	150	600	#8 – #2	Blue	•	•
PSM2MG	150	600	#8 – #2	Green	•	•
Series 15 In-Line Connectors – Female						
PSM2FBK	150	600	#8 – #2	Black	•	•
PSM2FW	150	600	#8 – #2	White	•	•
PSM2FR	150	600	#8 – #2	Red	•	•
PSM2FDBL	150	600	#8 – #2	Blue	•	•
PSM2FG	150	600	#8 – #2	Green	•	•

PSMMRSBK PSMFRSBK

Catalog Number	Rating A.	Rating V.	Cable Size	Color	3rd Party Compliance UL	3rd Party Compliance cCSAus
Series 15 Threaded Stud Panel Mounts – Male						
PSMMRSBK	150	600	#8 – #2	Black	•	•
PSMMRSW	150	600	#8 – #2	White	•	•
PSMMRSR	150	600	#8 – #2	Red	•	•
PSMMRSBL	150	600	#8 – #2	Blue	•	•
PSMMRSG	150	600	#8 – #2	Green	•	•
Series 15 Threaded Stud Panel Mounts – Female						
PSMFRSBK	150	600	#8 – #2	Black	•	•
PSMFRSW	150	600	#8 – #2	White	•	•
PSMFRSR	150	600	#8 – #2	Red	•	•
PSMFRSBL	150	600	#8 – #2	Blue	•	•
PSMFRSG	150	600	#8 – #2	Green	•	•
Series 15 Double Set Screw Panel Mounts – Male						
PSMMRBK	150	600	#8 – #2	Black	•	•
PSMMRW	150	600	#8 – #2	White	•	•
PSMMRR	150	600	#8 – #2	Red	•	•
PSMMRBL	150	600	#8 – #2	Blue	•	•
PSMMRG	150	600	#8 – #2	Green	•	•
Series 15 Double Set Screw Panel Mounts – Female						
PSMFRBK	150	600	#8 – #2	Black	•	•
PSMFRW	150	600	#8 – #2	White	•	•
PSMFRR	150	600	#8 – #2	Red	•	•
PSMFRBL	150	600	#8 – #2	Blue	•	•
PSMFRG	150	600	#8 – #2	Green	•	•

Catalog Number	Color
Series 15 Protective Caps – Male	
PSMMCBK	Black
Series 15 Protective Caps – Female	
PSMFCBK	Black

Catalog Number	Rating	Color
Series 15 Adapters – Cam Reducers		
PSMADMFBK	400A M – 150A F	Black
PSMADMFW	400A M – 150A F	White
PSMADMFR	400A M – 150A F	Red
PSMADMFBL	400A M – 150A F	Blue
PSMADMFG	400A M – 150A F	Green
PSMADFMBK	400A F – 150A M	Black
PSMADFMW	400A F – 150A M	White
PSMADFMR	400A F – 150A M	Red
PSMADFMBL	400A F – 150A M	Blue
PSMADFMG	400A F – 150A M	Green

Catalog Number	Description
Series 15 Accessories	
PS430246	Series 15 Strain Relief Wire
PS430244	Copper Shim
PS520730	Series 15 Retaining Screw
PS430171	Series 15 Set Screw

PS430246



PS430244

PS520730

PS430171

legrand®
Pass & Seymour

Technical Specifications

Performance	
Electrical	
Dielectric Withstand Voltage	150A = 2200V minimum, 400A = 2200V minimum
Maximum Working Voltage	150A = 600VAC, 400A = 600VAC
Current Interrupting	Not for interrupting current
Temperature Rise	45°C maximum
Mechanical	
Cord Accommodation	Individual conductor, Type SC, SCE, SCT or W, 75°C, copper wire only
Terminal Accommodation	PS20 Series = #2 AWG min. – 2/0 AWG max. PS40 Series = 2/0 AWG min. – 4/0 AWG max. PSM Series = #8 AWG min. – #2 AWG max.
Product Identification	Amperage, Voltage, 3rd Party Compliance, NEMA Standards molded into external product body
Environmental	
Flammability	UL94V2
Operating Temperature	Maximum continuous +75°C, minimum -40°C without impact
Enclosure	NEMA Type 3R and 4
Materials	
Body – Plugs	Thermoplastic Elastomer
Body – Panel Mounts	Nylon
Body – Adapters	Thermoplastic Elastomer
Terminal / Pin / Cam	Brass
Terminal Screw	Plated steel
Retaining Screw	Plastic
Strain Relief Wire	Copper
Shim	Copper

You'll find what you need in our full range of innovative commercial and industrial products.

Turnlok® Locking Devices — available in 2- through 5-wire configurations, both grounding and non-grounding, with NEMA configurations always visible for fast ID without disconnecting. Extra-rugged construction features chemical- and impact-resistant nylon housings; industrial-strength, brass alloy plug blades and connector contacts; and optional neoprene dust covers and weatherproof boots.

Ground Continuity Monitoring Plugs & Connectors — a P&S exclusive that makes ensuring continuous safety easier. Green LEDs indicate proper ground continuity and power status. Red LEDs indicate ground continuity loss or reversed polarity. No LED indicates open hot, open neutral, or hot-to-ground cross. Plant Engineering magazine's Product of the Year 2003!

IEC 309 Devices — including the unique P&S Fusible Mechanical Interlock: you'll see everything you're looking for — even if it's a blown fuse. You can also get our exclusive visible blown-fuse indication in P&S Fusible Safety Switches. We offer many other quality IEC solutions, too.

Get all the details on these and many other P&S Solutions.

Visit **www.legrand.us/passandseymour** to learn about our full line of Spec Grade and Extra Hard Use Switches and Receptacles; Straight Blade Plugs & Connectors; TVSS and Isolated Ground Devices; Flexcor® Wire Mesh Grips; Manual Controllers; Occupancy Sensors; Hospital Grade Devices; Advanced Functionality Lighting Controls and more.

For additional technical or application-specific information, call 800-223-4185 or visit our website at www.legrand.us/passandseymour. We're eager to put our expertise to work for you.

Legrand/Pass & Seymour
P.O. Box 4822
Syracuse, NY 13221-4822
800-776-4035
www.legrand.us/passandseymour

©2010, Legrand/Pass & Seymour BR1250 2/05 EMA/DG

designed to be better.

Distributed by:

legrand®

North America Headquarters
60 Woodlawn Street
West Hartford, CT 06110
Phone: 1.877.BY.LEGRAND (295.3472)
Fax: 1.860.232.2062
www.legrand.us

Legrand Canada
570 Applewood Crescent
Vaughan, ON, L4K 4B4
Phone: 905.738.9195
Fax: 905.738.9721
www.legrand.ca