

Created with the installer in mind, the SB Strip incorporates labor saving and solid design features. Time saving flip-on end caps and ballast covers install quickly. Strengthening ribs ensure uniformity and stability of the channel housing. It's quality lighting that will save you time and dollars.

Features

- Flip-up end caps and snap-on ballast cover
- 2-3/4" wide housing channel (1 lamp)
- 4-1/4" wide housing channel (1 - 2 lamp)
- Fully enclosed wiring
- Screwdriver slot for easy ballast cover removal
- Combination end-cap for continuous row mounting
- Optional hangers, wireguards
- Available with Symmetrical and Asymmetrical reflectors (order separately, see p. 170-171)

Options (p. 212-216)

Ballast: Specify voltage (120, 277, UNV or 347) and add suffix, e.g. **UNVHI**.

LE: Mag. Energy Saving R.S., T12HO, 1 or 2 LPB, <10% THD, 8' model only

HI: Elect. I.S., T8, 1 or 2 LPB, <10% THD

H3: Elect. I.S., T8, 3 LPB, <10% THD

H4: Elect. I.S., T8, 4 LPB, <10% THD, 4-lamp only

H6: Elect. I.S., T8, Two 3 LPB, <10% THD

LPB: Number of lamps per ballast

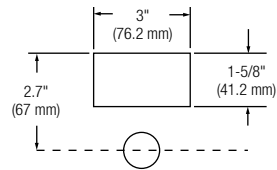
Electrical/Wiring Options: For special wiring, fusing, electronic dimming ballasts or emergency packs, consult your Canlyte representative.

Optional hangers, wireguards and aligners, see p. 213.

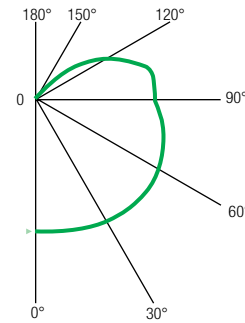
T8 Strip SB Series

Narrow/Wide Surface Strips

NARROW STRIP

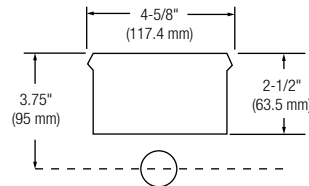


SB148-UNVHI (Data)

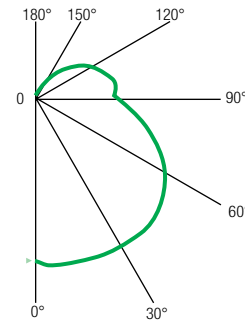


RCR	C. U.
1	84
2	71
3	62
4	54
5	47
6	42
7	37
8	33
9	30
10	27

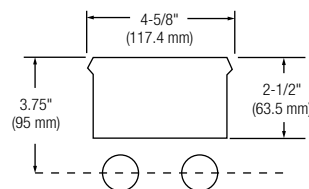
STRIP HO



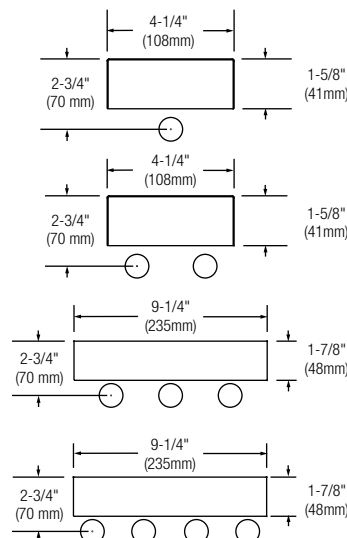
SB296H-UNVHI (Data)



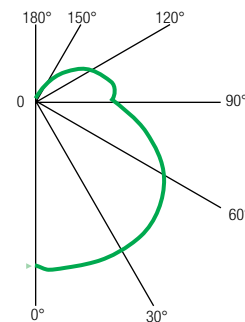
RCR	C. U.
1	87
2	75
3	65
4	57
5	50
6	44
7	40
8	35
9	32
10	29



WIDE STRIP



SB296S-UNVH4 (Data)



RCR	C. U.
1	87
2	75
3	65
4	57
5	50
6	44
7	40
8	35
9	32
10	29

Reference Data	
Efficiency	89.5%
Spacing Ratio	1.0
Electronic Ballast	
Input Watts (120V)	30.0W
Ballast Factor	.88

Application Data*			
Luminaire Spacing	FC	W/Sq Ft	
<i>50' x 70' x 8.5' Space</i>			
10' on centre	48	1.4	
<i>30' x 30' x 8.5' Space</i>			
8' on centre	50	1.1	
<i>12' x 16' x 8.5' Space</i>			
6' on centre	37	1.1	

Lamp rated at 3000 lumens

Ordering Guide			
Type	Nominal Length	Lamp Qty/Type	One Lamp
Narrow Strip	18"	1-T8	SB118
	24"	1-T8	SB124
	36"	1-T8	SB136
	48"	1-T8	SB148
	72"	2-T8 (tandem)	SB136T
	96"	2-T8 (tandem)	SB148T (tandem)

SB148T	UNV	HI	[]
Basic Catalogue Number: Surface Strip 2 lamps (Tandem)	Voltage: 120: 120V 277: 277V UNV: 120-277V 347: 347V	Ballast: See p. 164	Options: See p. 164 Add appropriate suffix to catalogue number

Reference Data	
Efficiency	89.7%
Spacing Ratio	1.6
Electronic Ballast	
Input Watts (120V)	257.0W
Ballast Factor	.85

Application Data*			
Luminaire Spacing	FC	W/Sq Ft	
<i>50' x 70' x 12' Space</i>			
12' on centre	99	2.6	
<i>50' x 70' x 12' Space</i>			
16' on centre	79	2.2	
<i>50' x 70' x 8.5' Space</i>			
12' on centre	109	2.6	
<i>30' x 30' x 8.5' Space</i>			
12' on centre	90	2.6	

Lamp rated at 8800 lumens

Ordering Guide				
Type	Nominal Length	Lamp Qty/Type	One Lamp	Two Lamps
Deep Strip	48"	1 or 2-T12HO/T8HO	SB148H	SB248H
	96"	1 or 2-T12HO/T8HO	SB196H	SB296H

SB148H	UNV	HI	[]
Basic Catalogue Number	Voltage	Ballast	Options

Reference Data	
Efficiency	89.7%
Spacing Ratio	1.6
Electronic Ballast	
Input Watts (120V)	160.0W
Ballast Factor	.96

Application Data*			
Luminaire Spacing	FC	W/Sq Ft	
<i>50' x 70' x 12' Space</i>			
12' on centre	69	1.6	
<i>50' x 70' x 8.5' Space</i>			
10' on centre	88	1.9	
<i>30' x 30' x 8.5' Space</i>			
8' on centre	87	2.1	

Lamp rated at 6100 lumens

Ordering Guide						
Type	Nominal Length	Lamp Qty/Type	One Lamp	Two Lamps	Three Lamps	Four Lamps
Wide Strip	24"	T8	SB1W2	SB224		
	36"	T8	SB1W3	SB236		
	48"	T8	SB1W4	SB248	SB348	SB448
	96"	T8	SB1W4T	SB248T	SB348T	SB448T
	96"	T8 SL	SB196S	SB296S		SB496S
			2 lamps tandem	4 lamps tandem	6 lamps tandem	8 lamps tandem

SL: Slimline

SB248T	UNV	H4	[]
Basic Catalogue Number	Voltage	Ballast	Options

*Average Footcandles Maintained Total LLF = .75 Reflectance: 80% Ceiling, 50% Wall, 20% Floor.