


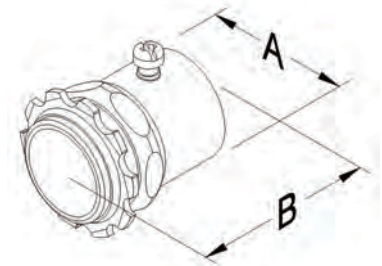
EMT

Steel Set Screw Connectors for Steel Conduit



Features

- Pre-set & staked tri-head screws 1/2" thru 2"
- Hex head screws 2-1/2" thru 4"
- Male hub threads - NPSM
- Steel locknuts
- Heavy steel walls
- Concrete tight when taped
- UL listed for Steel EMT Conduit
- RoHS compliant



Non-Insulated

Standard Materials

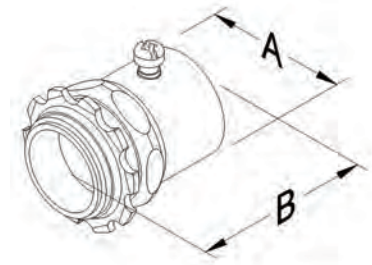
Nylon
Steel

Standard Finish

Zinc plated

Applicable Third Party Standards

- UL Standard: 514B
- Fed. Spec. W-F-408E
- NEMA: FB-1
- UL Listed File # E200730
- UL & c UL us Listed for EMT, IMC & Rigid conduit, UL Listed File #E200730 1/2" - 2" UL Listed File # E207875 for sizes 2-1/2" - 4"



Insulated

CATALOG NUMBER	TRADE SIZE	DIM A	DIM B	INNER PACK	MASTER PACK	WEIGHT PER C
Steel Setscrew Connectors						
SC50RKON	1/2"	0.880	1.500	50	500	8.6
SC75RKON	3/4"	1.130	1.560	25	250	12.8
SC100RKON	1"	1.380	1.810	20	200	20.2
SC125RKON*	1-1/4"	1.380	2.310	10	100	35.6
SC150RKON*	1-1/2"	2.750	2.250	10	100	45.1
SC200RKON*	2"	2.000	2.380	5	50	63.6
SC250RKON*^	2-1/2"	3.440	3.190	-	8	130.0
SC300RKON*^	3"	3.130	3.810	-	6	140.0
SC350RKON*^	3-1/2"	4.750	4.310	-	4	180.0
SC400RKON*^	4"	4.250	4.880	-	4	225.0
With Insulated Throat						
SC50-ICRKON	1/2"	0.880	1.500	50	500	8.7
SC75-ICRKON	3/4"	1.130	1.560	25	250	12.9
SC100-ICRKON	1"	1.380	1.810	20	200	20.4
SC125-ICRKON*	1-1/4"	1.750	2.250	10	100	36.0
SC150-ICRKON*	1-1/2"	2.000	2.310	10	100	45.6
SC200-ICRKON*	2"	2.438	2.375	5	50	64.2
SC250-ICRKON*^	2-1/2"	3.125	3.188	-	8	131.3
SC300-ICRKON*^	3"	3.750	3.183	-	6	141.4
SC350-ICRKON*^	3-1/2"	4.250	3.313	-	4	181.8
SC400-ICRKON*^	4"	4.750	4.875	-	4	227.3

* Furnished with two set screws

^ UL & c UL us Listed for EMT, IMC & Rigid conduit